ROCKINGER

Produkte für Land- und Forstwirtschaft

GB Products Agriculture and Forestry

www.jost-world.com

So erreichen Sie uns:

ROCKINGER Agriculture GmbH

Burgenlandallee 4 – 8
99869 Günthersleben-Wechmar

Tel. 03 62 56 / 238 - 0
Fax 03 62 56 / 238 - 40

JOST-Werke GmbH

Siemensstraße 2
63263 Neu-Isenburg

Tel. 0 61 02 / 2 95 - 0
Fax 0 61 02 / 2 95 - 298

e-mail: jost.sales@jost-werke.de
Internet: www.jost-world.com

How to find us:

ROCKINGER Agriculture GmbH

Burgenlandallee 4 – 8
99869 Günthersleben-Wechmar

Tel. 03 62 56 / 238 - 0
Fax 03 62 56 / 238 - 40

JOST-Werke GmbH

Siemensstraße 2
63263 Neu-Isenburg

Tel. 0 61 02 / 2 95 - 0
Fax 0 61 02 / 2 95 - 298

e-mail: jost.sales@jost-werke.de
Internet: www.jost-world.com

Alle technischen Angaben unter Vorbehalt!

Stand: 11/2011

We reserve the right to make technical changes without notice

Date of last review: 11/2011

Inhalt / *Content*

Seite / *Page*

Kupplung / Zugöse / Berechnung 5
Hitch / Drawbar eye / Calculation 6



RO✶801 L
Zugpendel
Drawbar 7



RO✶805 B
Manuelle Kupplungen für Anhänger
Manual hitch for trailers 8

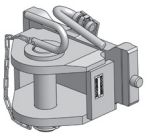

RO✶806
Manuelle Kupplung nach CUNA
Manual hitch CUNA standard 9

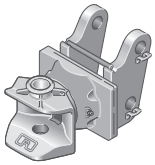

RO✶810 A
Manuelle Kupplungen zum Abstecken
Manual hitches with bolt on bearing 10

RO✶810 B
Manuelle Kupplungen mit Flanschlager
Manual hitches with flange bearing 11

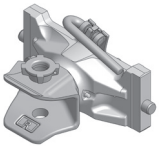

RO✶810 D
Manuelle Kupplung höhenverstellbar
Manual hitch height adjustable 13

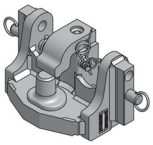

RO✶820 A
Piton-Fix höhenverstellbar
Piton-Fix height adjustable 15

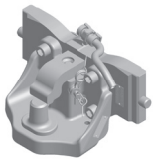

RO✶820 X
Piton-Fix mit Fahrstuhllager
Piton-Fix with height adjustable bearing 16

RO✶820 L
Zugpendel mit Piton-Fix
Drawbar with Piton-Fix 17 – 19

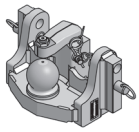

RO✶825 A
Kugelkupplung höhenverstellbar
Ball hitch height adjustable 20

Inhalt / *Content*

Seite / *Page*

RO✶825 B
Kugelkupplung mit Flansch + höhenverstellbar
Ball hitch with flange + height adjustable 21



RO✶825 L
Zugpendel mit Kugelkupplung
Drawbar with ball hitch 22



RO✶841 B / RO✶846 B
Automatische Kupplungen für Anhänger und selbstfahrende Maschinen
Automatic hitches for trailers and self propelled machinery 30, 31

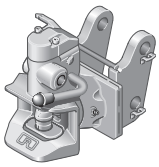

RO✶850 A / RO✶860 A
Automatische Kupplungen zum Abstecken
Automatic hitches with bolt on bearing 32

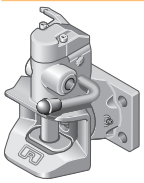

RO✶850 B / RO✶860 B
Automatische Kupplungen mit Flansch
Automatic hitches with flange 36

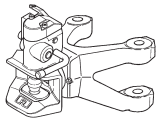

RO✶850 C / RO✶860 C
Automatische Kupplungen zum Abstecken
Automatic hitches with bolt on bearing 37



RO✶850 D / RO✶860 D
Automatische Kupplungen höhenverstellbar
Automatic hitches height adjustable 38

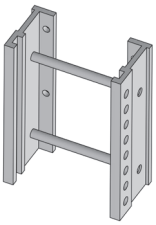

RO✶880 – RO✶889
Anhängeböcke für höhenverstellbare Kupplungen
Ladders for height adjustable hitches 44 – 68



RO✶899
Kupplungsträger für höhenverstellbare Anhängeböcke
Hitch bracket for height adjustable ladders 69

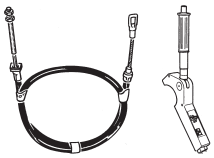

Zubehör
Accessoires 72



Zwangslenkungssysteme
Forced steering systems 73

Zugösen und Kalotten
Towing eyes and calottes 75

GNZ
Regensburger Zuggabeln
Regensburger Forked Drawbars 81

CF 1560700 RA 9
JOST Teleskop-Stützvorrichtungen
JOST Telesopic support 82

KLK L/N + HE 12 L / HE 12–1000 L
JOST Kugellenkkränze
JOST Ball bearing turntables 83

Prüflehren und Werkzeuge
Gauges and Tools 84

Verschleißmaße 85
Permitted wear 86

Ersatzteile
Spare Parts 87

Zuordnung Anhängekupplung
Allocation of hitches 100

T

1. Traktorgewicht

Bei fehlender D-Wert-Angabe:

Zulässiges Gesamtzuggewicht (zur Zeit 40 t) minus zulässiges Gesamtgewicht des Traktors ist die Anhängelast.

S

2. Stützlast

Statische Stützlast

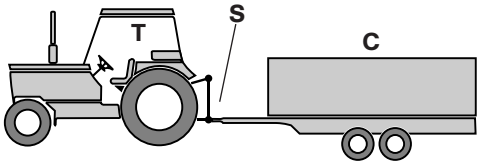

- vertikale Belastung durch den Starrdeichselanhänger am Kuppelpunkt
- Die maximal mögliche statische Stützlast hängt von der Kupplungsgröße ab und beträgt 10% des Gesamtgewichts des Anhängers oder 1000 kg (es gilt der kleinere Wert). Höhere Werte sind möglich.
- Die statische Stützlast sollte mindestens 4% des Anhängegewichts betragen, um schädliche Negativstützlast zu vermeiden.
- Die Höhe der Stützlast ist mitunter geschwindigkeitsabhängig.

Starrdeichselanhänger (C):

- Verwendung grundsätzlich zugelassen:
- Größe des Starrdeichselanhängers abhängig von den Kenngrößen der Zugöse und des Zugfahrzeuges.

D

3. D-Wert

D-Wert (nicht bei allen Kupplungen)

Theoretische Deichselkraft zwischen Zugfahrzeug und Anhänger, rechnerischer Vergleichswert von Kräften zwischen sich bewegenden Massen.

Der D-Wert lässt sich nur aus dem zulässigen Gesamtgewicht **beider** Größen ermitteln (Zugfahrzeug **und** Anhänger).

Berechnung des D-Wertes in (kN):

$$D = g \cdot \frac{T \cdot R}{T + R}$$

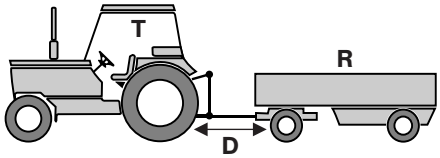

T: Gesamtgewicht des Zugfahrzeuges in t
R: Gesamtgewicht des Gelenkdeichselanhängers in t
g: Erdbeschleunigung (9,81 m/s²)

Der errechnete D-Wert darf **gleich oder kleiner** dem D Wert der Kupplung (Typenschild) oder dem schwächsten Glied im Gesamtzug sein.
Bei zulässiger Verwendung der Kupplung am Anhänger:

$$D = g \cdot \frac{R_1 \cdot R_2}{R_1 + R_2}$$

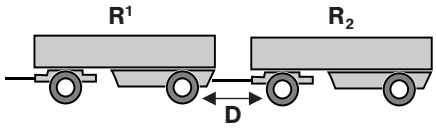

R_1: Gesamtgewicht des Anhängers, an den die Kupplung angebaut ist, in t; $R_1 \geqq R_2$

Kupplungen und Zugösen für den Straßenverkehr, die nach europäischer Norm 94/20 geprüft wurden, verfügen außerdem über spezielle, für den Einsatz mit dem Starrdeichselanhänger festgelegte Kenngrößen, den **Dc-Wert** und den **V-Wert**.

Zugfahrzeug und Starrdeichselanhänger:

Dc

Der Dc-Wert

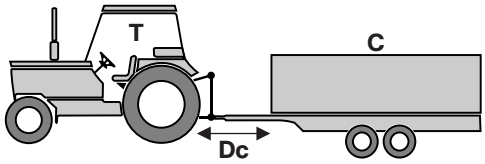

- theoretische Deichselkraft zwischen Zugfahrzeug und Anhänger, rechnerischer Vergleichswert von Kräften zwischen sich bewegenden Massen.
- Der Dc-Wert lässt sich nur aus dem zulässigen Gesamtgewicht beider Größen ermitteln (Zugfahrzeug und Starrdeichselanhänger).
- Berechnung des Dc-Wertes in kN:

$$Dc\ (kN) = g \cdot \frac{T \cdot C}{T + C}$$

T: Gesamtgewicht des Zugfahrzeuges in t
C: Summe der Achslasten des Starrdeichselanhängers in t
g: Erdbeschleunigung 9,81 m/s²

Der errechnete Dc-Wert darf **gleich oder kleiner** dem Dc-Wert der Zugöse sein.

T

1. Tractor weight

In the absence of the D-value:

The admissible total vehicle combination weight (currently 40 t) minus the admissible total weight of tractor is the towed load.

S

2. Vertical load

Static vertical load

- *Vertical load from the central axle trailer at the hitch point.*
- *The maximum possible static vertical load depends on the size of the hitch and amounts to 10 % of the total weight of the trailer or 1000 kg (which ever is less). Higher values are possible.*
- *The static vertical load should be at least 4% of the trailer weight in order to avoid a damaging negative vertical load.*
- *The level of the vertical load also depends on the speed.*

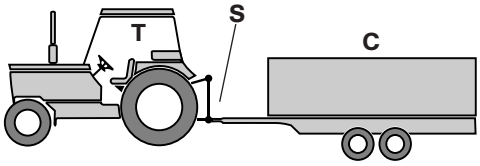

Central axle trailer (C):
Use admissible in principle:

- *Size of the central axle trailer depends on the characteristics of the drawbar eye and the tractor unit.*

D

3. D-value

***D-value** (not in all hitches)*

Theoretical horizontal force between towing vehicle and trailer, comparative mathematical value of forces between two moving masses.

*The D-value can only be calculated from the admissible total weight of **both** masses (towing vehicle **and** trailer).*

Calculation of the D-value in (kN):

$$D = g \cdot \frac{T \cdot R}{T + R}$$

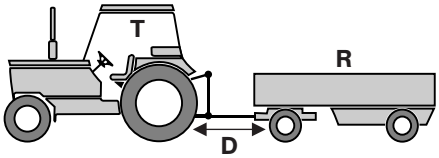

T: total weight of the towing vehicle in t
R: total weight of the turntable trailer in t
g: gravitational acceleration (9,81 m/s²)

The calculated D-value can be equal to or less than the D-value of the hitch (type plate) or the weakest link in the overall rig.

Where use of the hitch is permitted for the trailer:

$$D = g \cdot \frac{R_1 \cdot R_2}{R_1 + R_2}$$

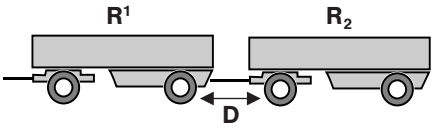

R_1: total weight of the trailer on which the coupling is mounted in t; $R_1 \geqq R_2$

*Hitches and drawbar eyes for road traffic which are tested pursuant to the European standard 94/20 also have special characteristic values established for use with the central axle trailer, the **Dc-value** and the **V-value.***

Towing vehicle and central-axle trailer:

Dc

The Dc-value

- *Theoretical horizontal force between towing vehicle and trailer, comparative mathematical value of forces between two moving masses*
- *The Dc-value can only be calculated from the admissible total weight of **both** masses (towing vehicle **and** trailer).*
- *Calculation of the Dc-value in kN:*

$$Dc\ (kN) = g \cdot \frac{T \cdot C}{T + C}$$

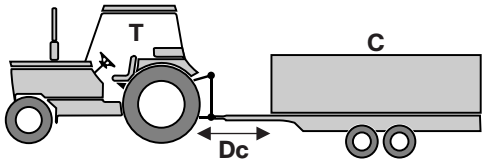

T: total weight of the towing vehicle in t
C: sum of the axle loads of the central axle trailer in t
g: gravitational acceleration 9,81 m/s²

*The calculated Dc-value can be **equal to or less** than the Dc-value of the drawbar eye.*

ZUGPENDEL *DRAWBAR*



Technische Daten

- Zugpendel
  mit unterschiedlichen Stützlängen

Technical data

- *Swinging drawbar*
  with different span

RO	S* (t)	D (kN)	ABG M	EG e1
801 L 0800 C	1,7/2,5	82,4	9847	0368

* unterschiedliche Stützlängen

** different span*

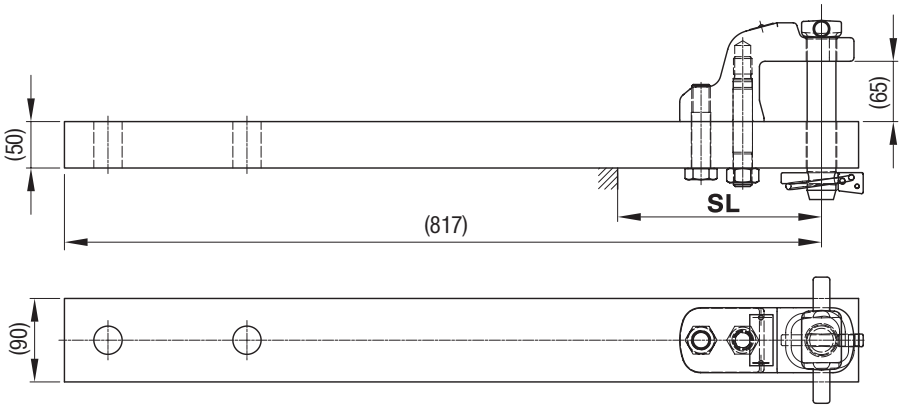

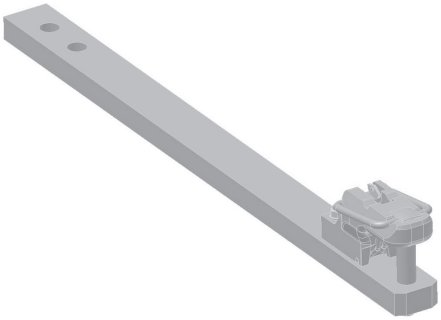

Technische Daten

- Zugpendel für JCB 7000/8000
- mit unterschiedlichen Stützlängen

Technical data

- *Swinging drawbar for JCB 7000/8000*
- *with different span*

RO	S* (t)	D (kN)	ABG M	EG e1
801L06000 (JCB 8000)	1,5/1,8	89,3	9804	0345
801L23000 (JCB 7000)	1,5/1,8	89,3	9804	0345

* unterschiedliche Stützlängen

** different span*

ROE 74 L077
Zugpendelhalter 7000

ROE 74 L077
Swinging drawbar support 7000

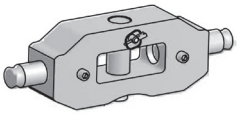

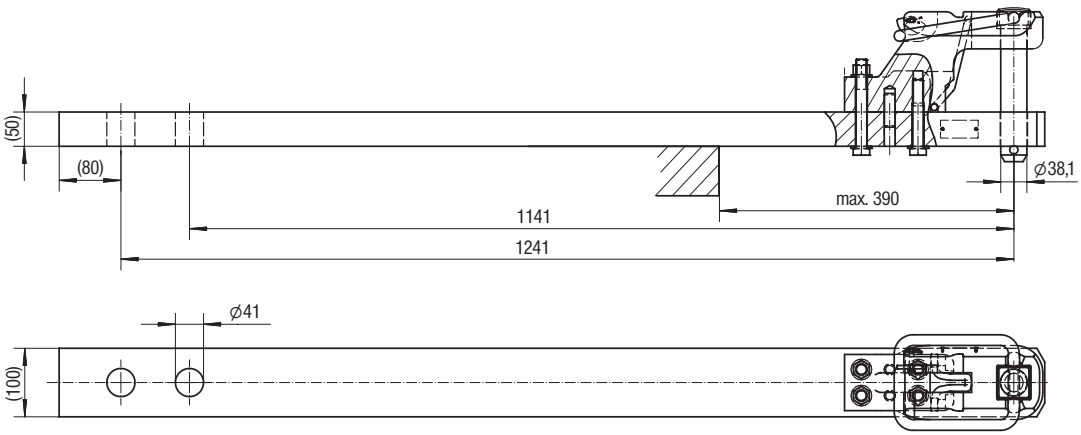

ROE 74 L008
Zugpendelhalter 8000

ROE 74 L008
Swinging drawbar support 8000

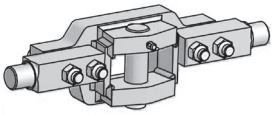

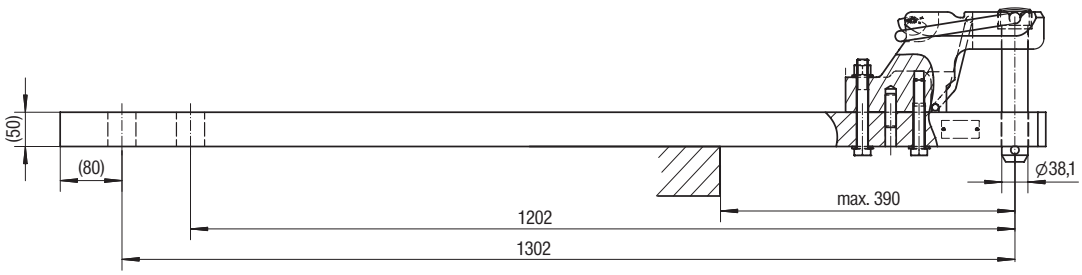

Weitere Zugpendel auf Anfrage / *Other Swinging drawbars on demand*

RO✶805 B

ANHÄNGEKUPPLUNG / *TOWING HITCH*

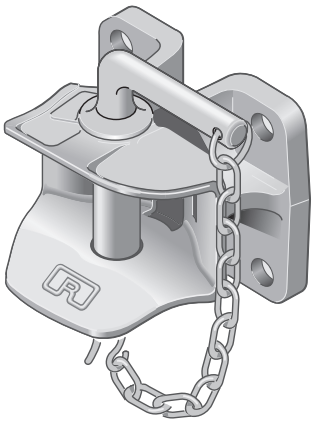

Technische Daten

- manuelle Anhängekupplung mit Flanschlager
- für landwirtschaftliche Anhänger
- Typ 369 U130
- Bolzen ∅ 31,5 mm
- Axial nicht drehbar

Technical data

- *Manual hitch with flange bearing*
- *for agricultural trailer*
- *type 369 U130*
- *pin ∅ 31,5 mm*
- *axial not turnable*

RO	Lochbild/*hole pattern* (mm)	S (t)	D (kN)	Stecker/*pin*	ABG M	EG e1
805B3000C*	120x55	0,65	60,4	70323	3445	–
805B4000C	140x80	1	78,5	70323	9937	–

* mit Stützlast max. 40 km/h

** by vertical load max. 40 km/h*

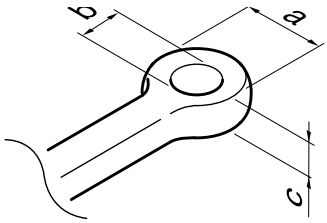

Zugösen / Drawbar eyes

DIN	Nennmaße/*dimensions* a (mm)	b (mm)	c (mm)	Schwenkwinkel/*turn-angle* horizontal	vertical
74054	100	40	30,5	min. 80°	min. 20°

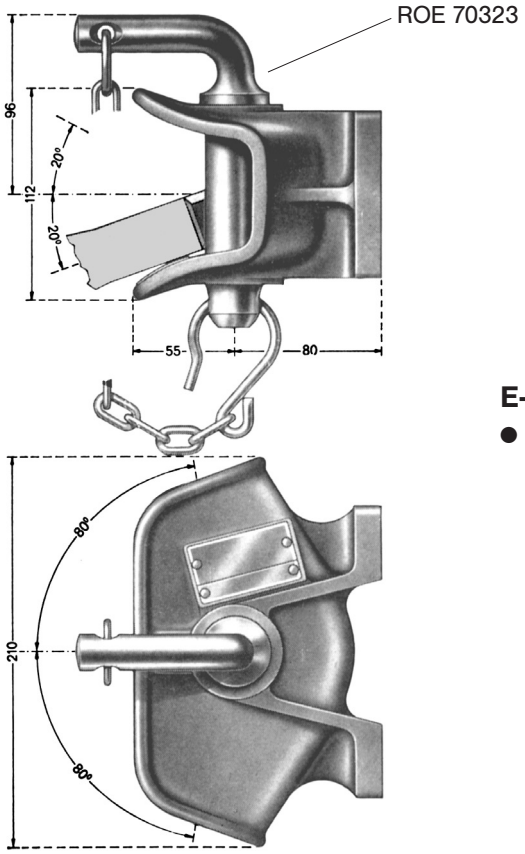

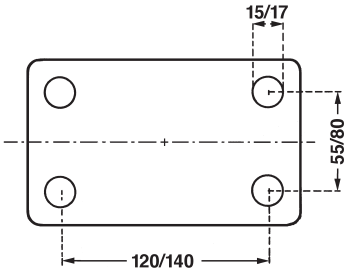

E-Teil:

- Bolzen ROE 70323

Spare part:

- *pin ROE 70323*

RO✶806 D

ANHÄNGEKUPPLUNG *TOWING HITCH*

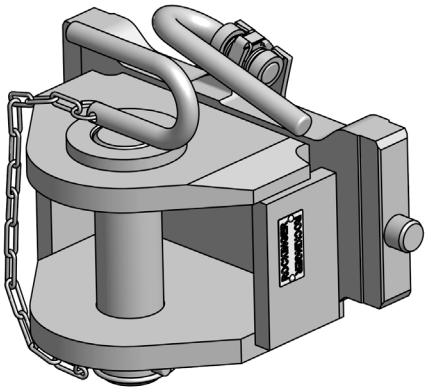

Technische Daten

- Anhängekupplung nach CUNA D3
- manuellbetätigte Kupplung mit Fahrstuhllager
- Gewicht 29 kg

Technical data

- *Towing hitch spec. CUNA D3*
- *non-automatic towing hitch with lift bearing*
- *Weight 29 kg*

RO	Spurweite *track gauge* (mm)	Anhängelast / *towing load* (t)	Stützlast / *vertical load* (t)
806 D 3030 C	336	20	2,5

Zugösen

nach CUNA Kat. D3

Drawbar eyes

Specification CUNA D3

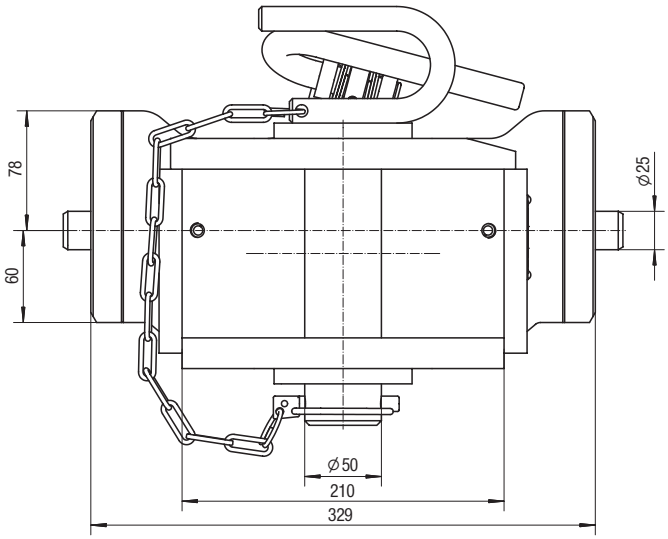

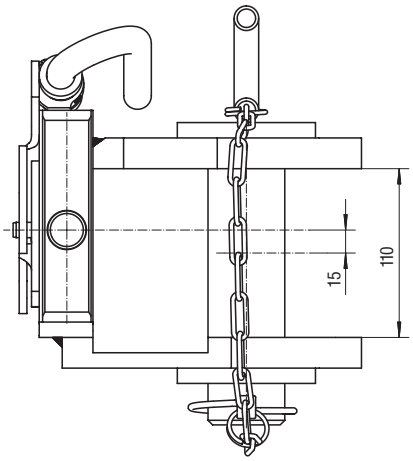

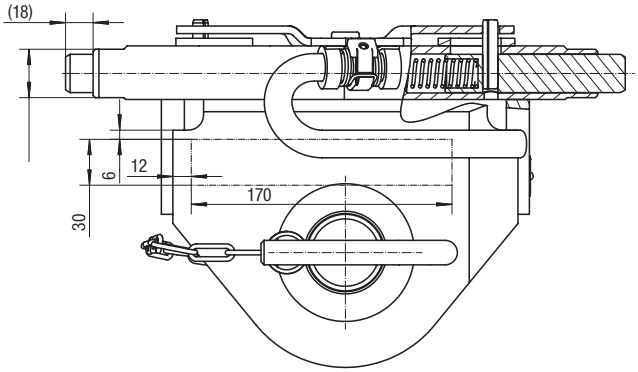

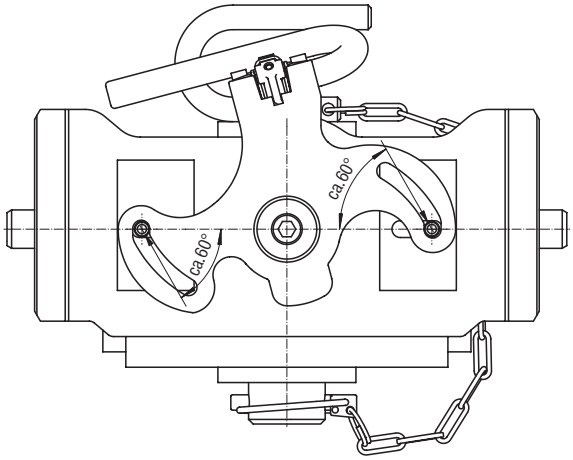

ANHÄNGEKUPPLUNG — *TOWING HITCH*

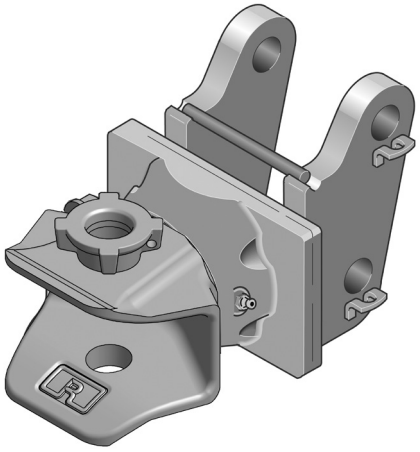

Technische Daten

- manuelle Anhängekupplung mit Steckbolzenlager
- für JD 6100 – 6300 = 810 A 01
- für JD 6400 – 6920 = 810 A 02
- Typ 810 JAA und 810 JBA

Technical data

- *non-automatic towing hitch with bolt on bearing*
- *for JD 6100 – 6300 = 810 A 01*
- *for JD 6400 – 6920 = 810 A 02*
- *Type 810 JAA and 810 JBA*

RO	Bock *holder*	Bolzen *pin*	S (t)	D (kN)	Stecker *pin*	ABG M	EG e1
810 A 01045	–	70231	2,0	65,6	–	4744	0011
810 A 01505	65585	70231	2,0	65,6	–	4744	0011
810 A 02045	–	70336	2,0	65,6	–	4744	0011
810 A 02505	65590	70336	2,0	65,6	–	4744	0011

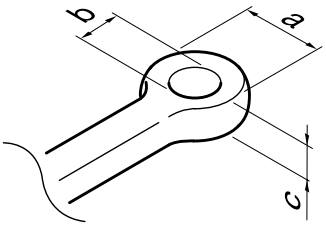

Zugösen — *Drawbar eyes*

DIN	a (mm)	b (mm)	c (mm)	Schwenkwinkel / *turn-angle* horizontal	vertical
11026	100	40	42	min. 70°	min. 20°
11043	100	40	32	min. 76°	min. 22°
74053	115	50	45	min. 78°	min. 20°
74054	100	40	30,5	min. 76°	min. 20°
9678	120	50	30	min. 60°[1]	min. 25°

[1] bei Schaftbreite 120 mm — [1] *by shaft-width 120 mm*

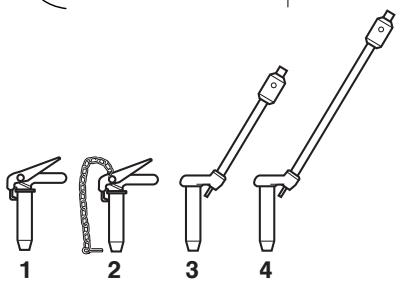

Einhandstecker / *Single hand pin*

Pos.	Länge / *length* (l) (mm)	ROE
1	–	66887
2	–	66984
3	345	67075
4	500	67086

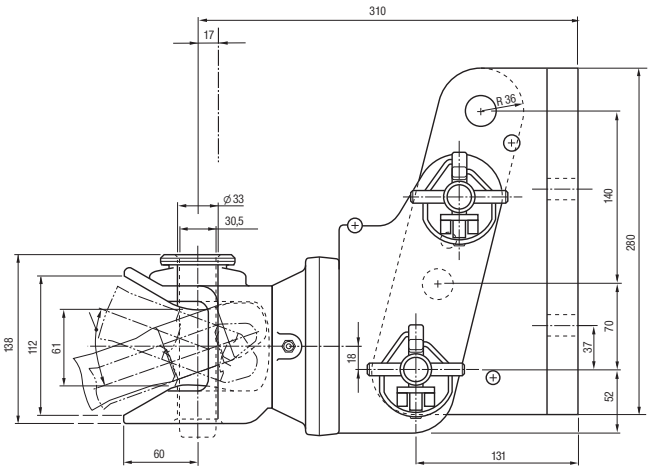

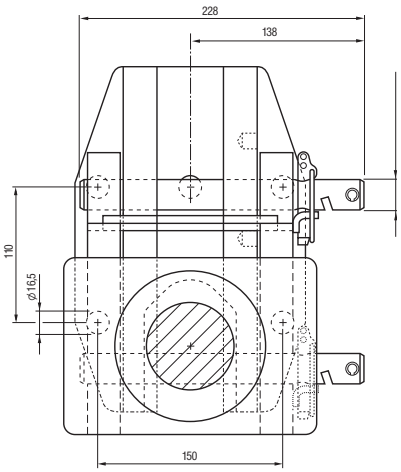

Bolzen ∅ 25 mm/70321
Bolzen ∅ 32 mm/70336
Pin ∅ 25 mm/70321
Pin ∅ 32 mm/70336

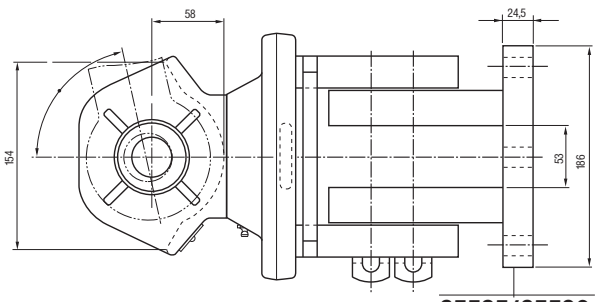

65585/65590

RO✶810 B

ANHÄNGEKUPPLUNG — *TOWING HITCH*

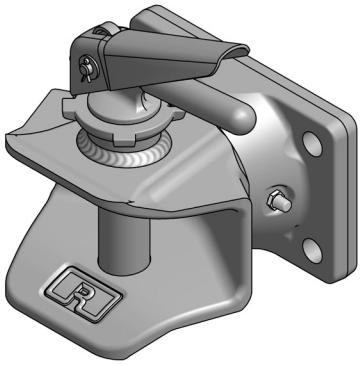

Technische Daten

- manuelle Anhängekupplung mit Flanschlager
- Typ 810

Technical data

- *manual towing hitch with flange bearing*
- *Type 810*

RO	Lochbild *Hole pattern*	S (t)	D (kN)	Einhandstecker *Single hand pin*	ABG M	EG e1
810 B 30005	120x 55	1,5	50,0	–	9769	0296
810 B 30505	120x 55	1,5	50,0	66887	9769	0296
810 B 40005	140x 80	2,0	78,2	–	4916	0027
810 B 40505	140x 80	2,0	78,2	66887	4916	0027
810 B 50005	160x100	2,0	89,3	–	9770	0297
810 B 50505	160x100	2,0	89,3	66887	9770	0297

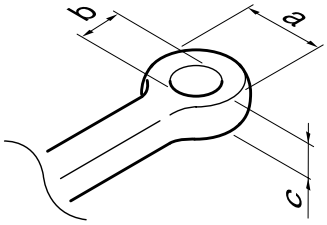

Zugösen — *Drawbar eyes*

DIN	a (mm)	b (mm)	c (mm)	Schwenkwinkel / *turn-angle* horizontal	vertical
11026	100	40	42	min. 70°	min. 20°
11043	100	40	32	min. 76°	min. 22°
74053	115	50	45	min. 78°	min. 20°
74054	100	40	30,5	min. 76°	min. 20°
9678	120	50	30	min. 60°[1]	min. 25°

[1] bei Schaftbreite 120 mm — [1] *by shaft-width 120 mm*

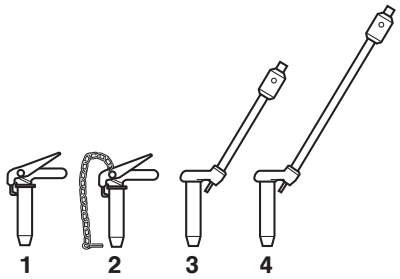

Einhandstecker/*Single hand pin*

Pos.	Länge/*Length* (l) (mm)	ROE
1	–	66887
2	–	66984
3	345	67075
4	500	67086

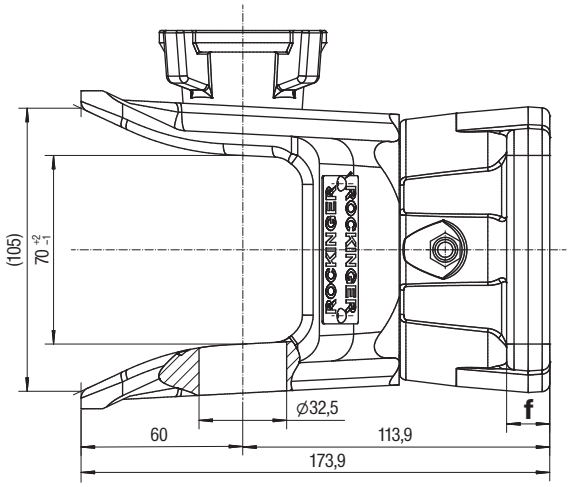

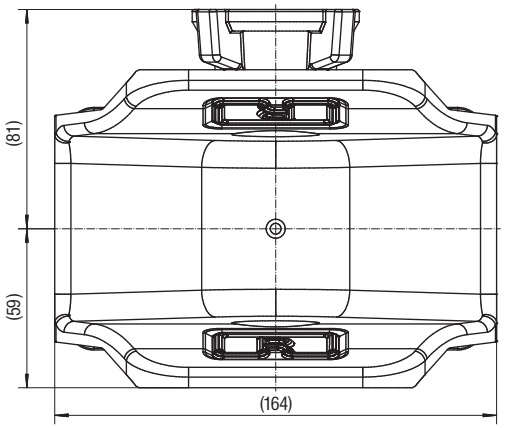

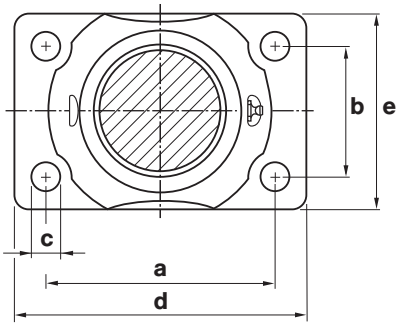

	a (mm)	b (mm)	c (mm)	d (mm)	e (mm)	f (mm)
810B30	120	55	15	155	90	16
810B40	140	80	17	180	120	21
810B50	160	100	21	200	140	20

ANHÄNGEKUPPLUNG — *TOWING HITCH*

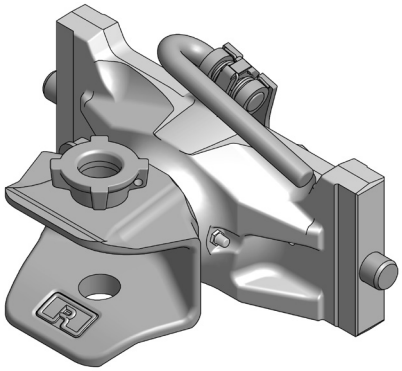

Technische Daten

- manuelle Anhängekupplung mit höhenverstellbarem Lager
- Bolzen ∅ 30/32 mm
- Typ 810 D, Typ 274

Technical data

- *manual towing hitch with height adjustable bearing*
- *pin ∅ 30/32 mm*
- *Type 810 D, Type 274*

RO	Spurweite/*Track width* A,B,C (mm) SW	S (t)	D (kN)	ABG M	EG e1
810 D 10005	310/22/30	2,0	97,1	4463	0019
810 D 12400	312/22/30	2,0	84,3	9692	0244
810 D 23005	323/22/30	2,0	97,1	4463	0019
810 D 30005	330/25/32	2,0	97,1	4463	0019
810 D 36005	336/22/30	2,0	97,1	4463	0019
810 D 90005	390/25/32	2,0	98,1	9942	0425
810 F 30005*	330/20/30	2,0	97,1	4463	0019

* für CBM Böcke — * *for CBM ladders*

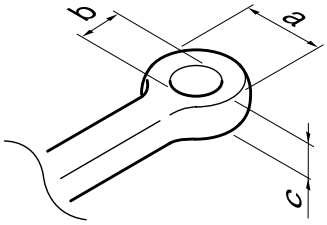

Zugösen — *Drawbar eyes*

DIN	a (mm)	b (mm)	c (mm)	Schwenkwinkel / *turn-angle* horizontal	vertical
11026	100	40	42	min. 70°	min. 20°
11043	100	40	32	min. 76°	min. 22°
74053	115	50	45	min. 78°	min. 20°
74054	100	40	30,5	min. 76°	min. 20°
9678	120	50	30	min. 60°[1]	min. 25°

[1] bei Schaftbreite 120 mm — [1] *by shaft-width 120 mm*

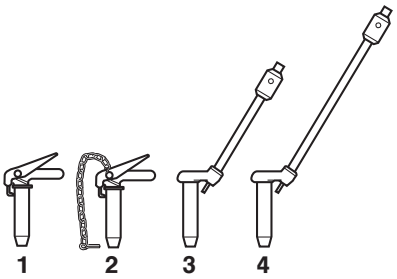

Stecker / *Pin*

Pos.	Länge/*Lenght* (l) (mm)	ROE
1	–	66887
2	–	66984
3	345	67075
4	500	67086

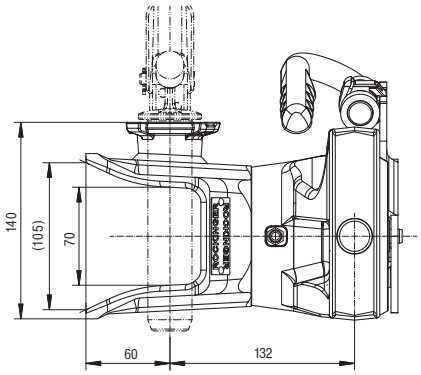

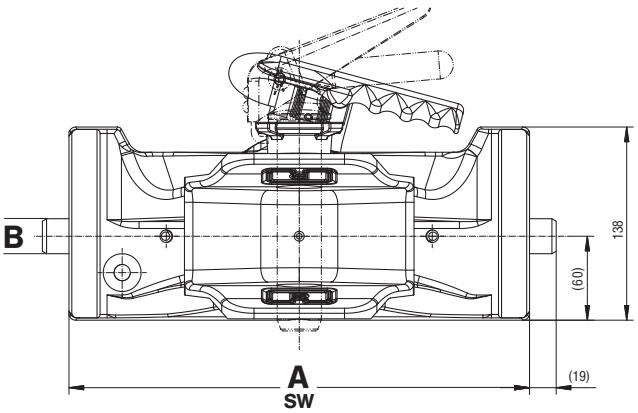

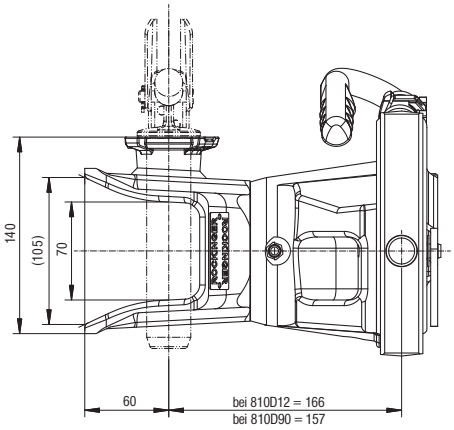

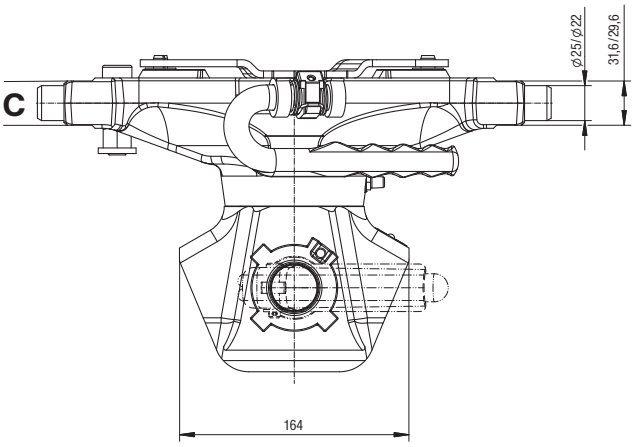

RO✶810 D für Kompakttraktoren / for compact tractors

ANHÄNGEKUPPLUNG — *TOWING HITCH*

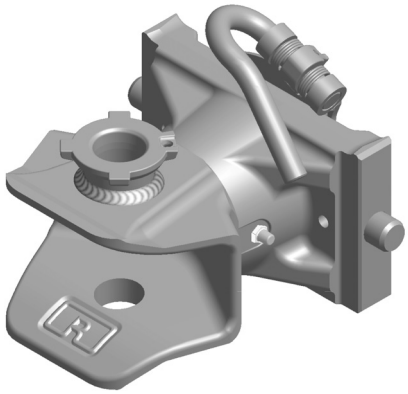

Technische Daten

- manuelle Anhängekupplung mit höhenverstellbarem Lager
- Bolzen ∅ 30/32 mm
- Typ 810 D 70

Technical data

- *manual towing hitch with height adjustable bearing*
- *pin ∅ 30/32 mm*
- *Type 810 D 70*

RO	Spurweite/*Track width* A,B,C (mm) SW	S (t)	D (kN)	ABG M	EG e1
810 D 00000	200/22/30	2	70	10003	0469
810 D 42000	242/22/30	2	70	10003	0469
810 D 70000	270/25/32	2	70	10003	0469

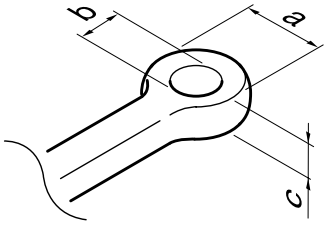

Zugösen — *Drawbar eyes*

DIN	a (mm)	b (mm)	c (mm)	Schwenkwinkel / *turn-angle* horizontal	vertical
11026	100	40	42	min. 70°	min. 20°
11043	100	40	32	min. 76°	min. 22°
74053	115	50	45	min. 78°	min. 20°
74054	100	40	30,5	min. 76°	min. 20°
9678	120	50	30	min. 60°[1]	min. 25°

[1] bei Schaftbreite 120 mm — [1] *by shaft-width 120 mm*

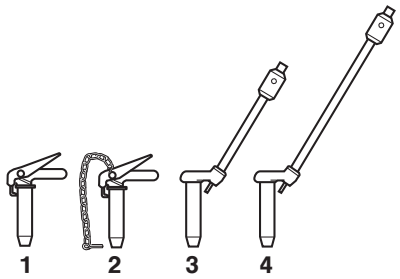

Stecker / *Pin*

Pos.	Länge/*Lenght* (l) (mm)	ROE
1	–	66887
2	–	66984
3	345	67075
4	500	67086

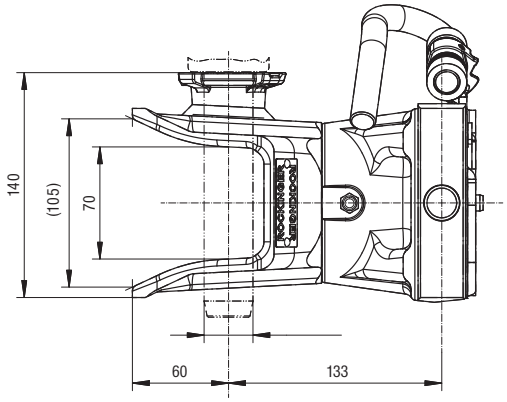

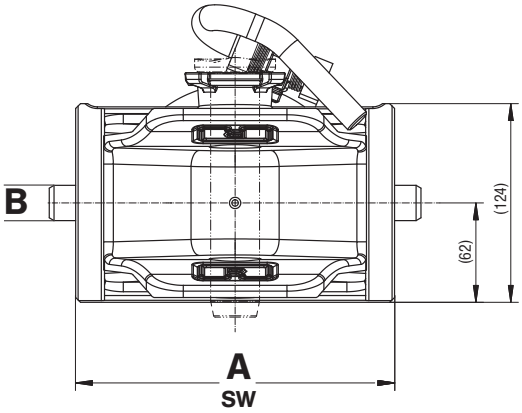

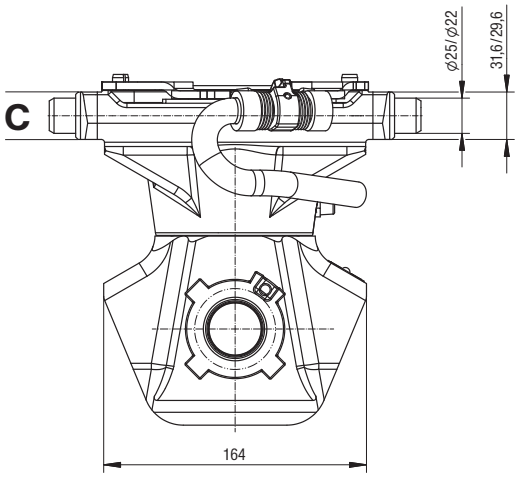

RO✶813 A

ANHÄNGEKUPPLUNG / *TOWING HITCH*

Technische Daten

- manuelle Anhängekupplung mit Steckbolzenlager
- Für Kompakttraktoren (z.B. Holder)

Technical data

- *manual towing hitch with bolt on bearing*
- *for compact tracktors (e.g. Holder)*

RO	Bock *Holder*	S (t)	D (kN)	ABG M	EG e1
813 A 07005	888A18000	800	25	–	0361

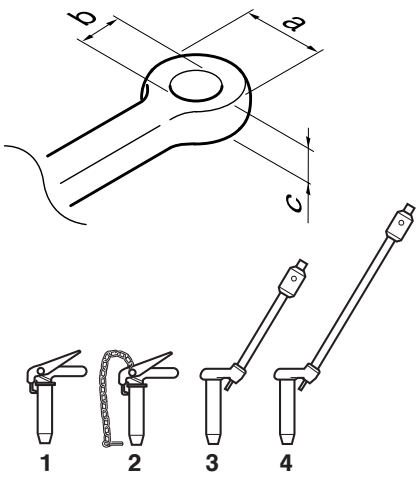

Zugösen / *Drawbar eyes*

DIN	a (mm)	b (mm)	c (mm)	Schwenkwinkel / *turn-angle* horizontal	vertical
11026	100	40	42	min. 70°	min. 20°
11043	100	40	32	min. 76°	min. 22°
74053	115	50	45	min. 78°	min. 20°
74054	100	40	30,5	min. 76°	min. 20°
9678	120	50	30	min. 60°[1]	min. 25°

[1] bei Schaftbreite 120 mm

[1] *by shaft-width 120 mm*

Stecker / *Pin*

Pos.	Länge/*Lenght* (l) (mm)	ROE
1	–	66887
2	–	66984
3	345	67075
4	500	67086

813A07

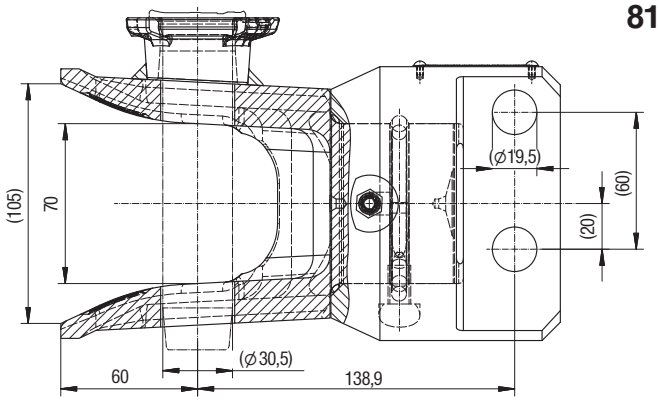

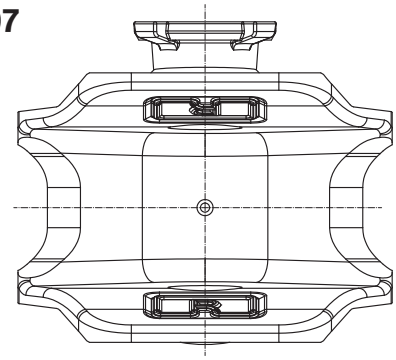

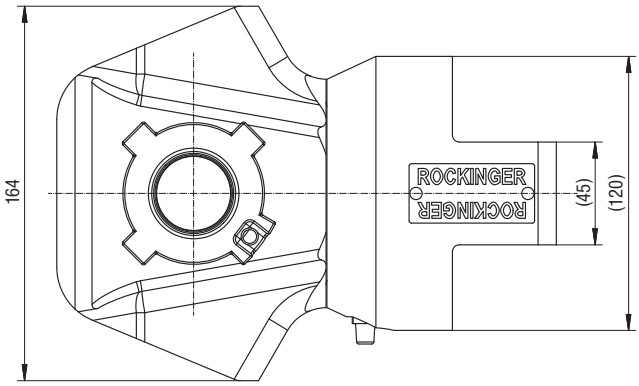

RO✶888 A 18

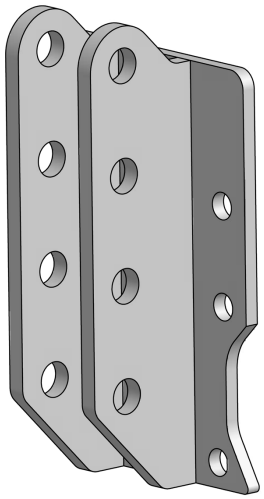

RO✶820 A

PITON-FIX

PITON-FIX

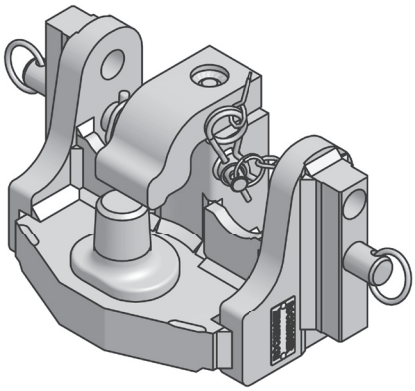

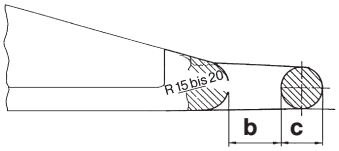

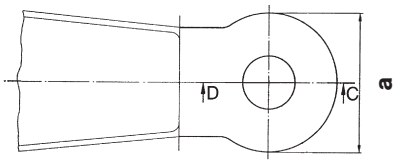

Technische Daten

- Piton-Fix mit manuellem Verschluss
- mit Fahrstuhllager
- Zapfen ∅ 44,5 mm (ISO 6489-4)

Technical data

- *Piton-Fix with manual locking device*
- *with height adjustable bearing*
- *pin ∅ 44.5 mm (ISO 6489-4)*

RO	Spurweite/ *Track width* A,B,C (mm) SW	S	D (t)	ABG (kN)	EG M	e1
820 A 1030 C	310/22/30		3	89,3	1025	0492
820 A 1230 C	312/22/30		3	89,3	1025	0492
820 A 2330 C	323/22/30		3	89,3	1025	0492
820 A 3030 C	330/25/32		3	89,3	1025	0492
820 A 3630 C	336/22/30		3	89,3	1025	0492

Zugösen / *Drawbar eyes*

DIN/ISO	a (mm)	b (mm)	c (mm)	Schwenkwinkel / *turn-angle* horizontal	vertical
9678/5692-1	110-120	50	30	min. 60°	min. 25°

E-Teile: / *Spare parts:*

Verriegelungsbolzen	ROE 75 L077	*Arrest bolt*	*ROE 75 L077*
Niederhalter	ROE 75 L129	*Keeper*	*ROE 75 L129*
Absteckbolzen ∅ 22	ROE 71241	*Bolt ∅ 22*	*ROE 71241*
Absteckbolzen ∅ 25	ROE 71180	*Bolt ∅ 25*	*ROE 71180*
Zapfen	ROE 75 L006	*Piton*	*ROE 75 L006*

ROE 75L129

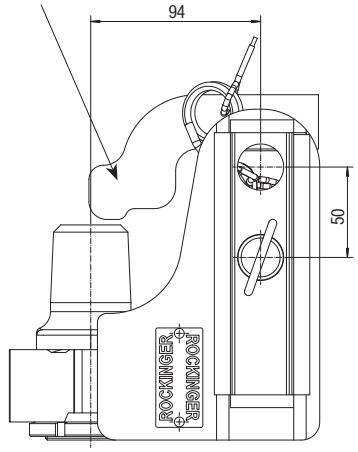

ROE 70L077

ROE 71180/71241

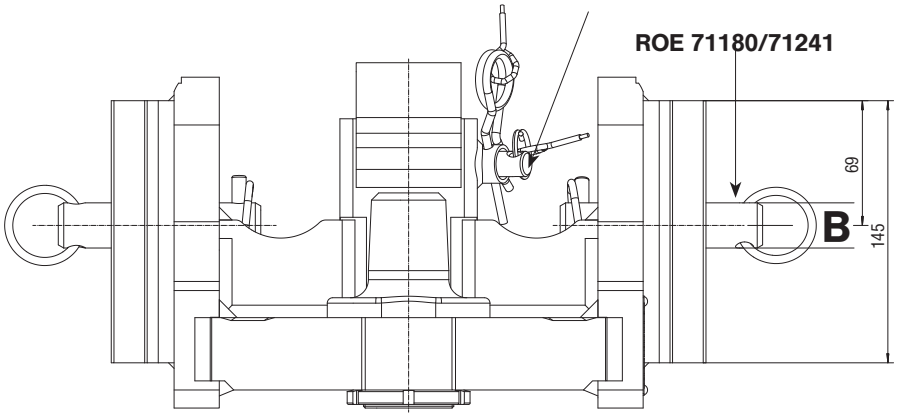

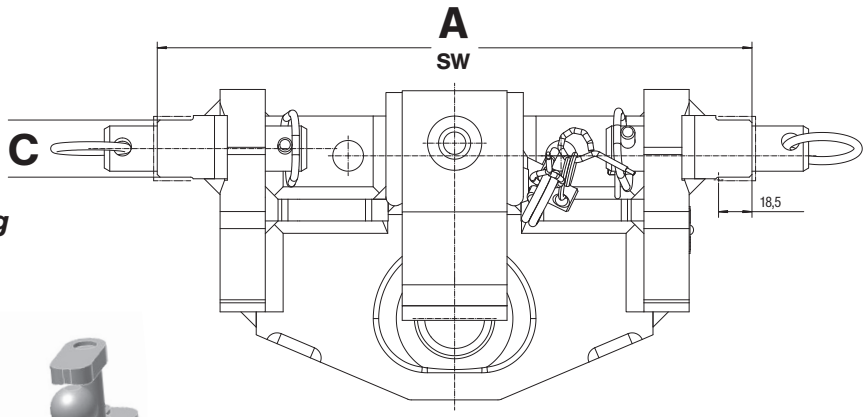

Zwangslenkung/*Forced steering*

ROE 74L026

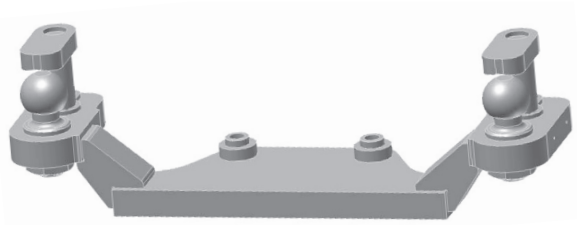

PITON-FIX

PITON-FIX



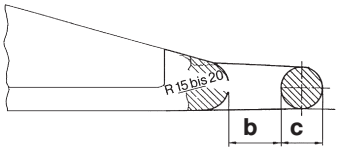

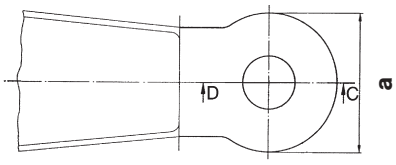

Technische Daten

- Manueller Piton-Fix mit Fahrstuhllager
- auf Kupplungsträger 899 D montiert
- Zapfen ∅ 44,5 mm

Technical data

- *manual Piton-Fix with with height adjustable bearing*
- *mounted on support 899 D*
- *pin ∅ 44.5 mm*

RO	Spurweite/ *Track width* A,B,C (mm) SW	S (t)	D (kN)	ABG M	EG e1
820 X 3000 C	330	3	89,3	ja/yes	ja/yes
820 X 9000 C	390	3	98,1	ja/yes	ja/yes

Zugösen

Drawbar eyes

DIN/ISO	a (mm)	b (mm)	c (mm)	Schwenkwinkel / *turn-angle* horizontal	vertical
9678/5692-1	110-120	50	30	min. 60°	min. 25°

E-Teile:

Verriegelungsbolzen	ROE 75 L077
Niederhalter	ROE 75 L129
Zapfen	ROE 75 L006

Spare parts:

Arrest bolt	*ROE 75 L077*
Keeper	*ROE 75 L129*
Piton	*ROE 75 L006*

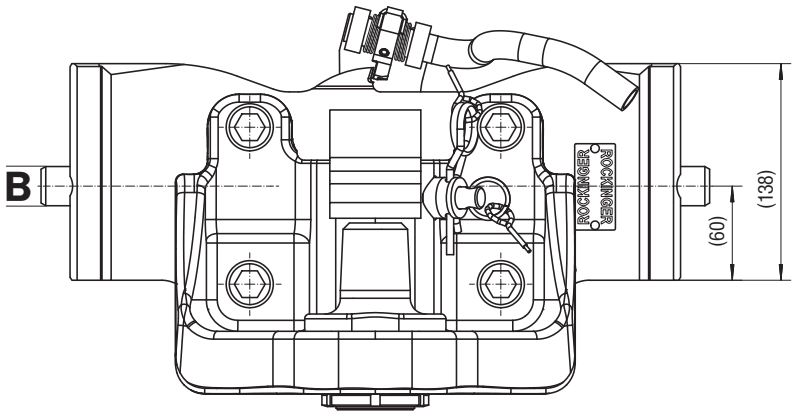

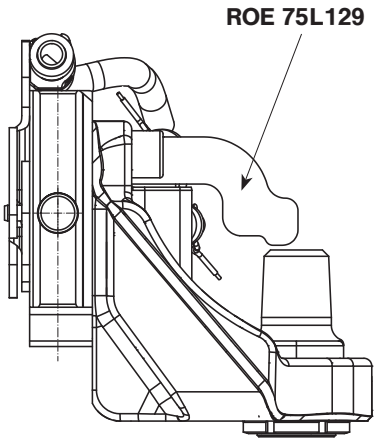

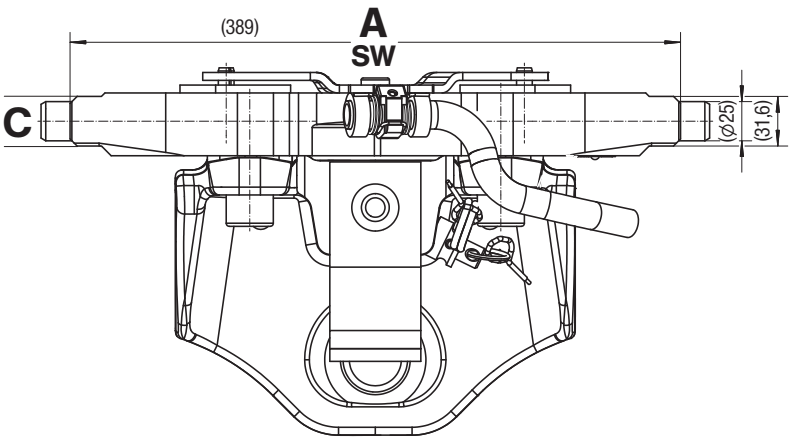

RO✶820 L 21 John Deere 8000

ZUGPENDEL MIT PITON-FIX *SWINGING DRAWBAR WITH PITON-FIX*

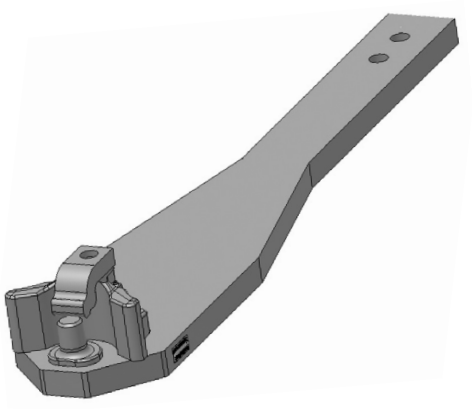

Technische Daten

- manuelle Kupplung
- Zugpendel mit Piton-Fix
- für John Deere 8000/8 R

Technical data

- *Manual hitch*
- *Drawbar with Piton-Fix*
- *for John Deere 8000/8 R*

RO	S (t)	D (kN)	ABG M	EG e1
820 L2134 C	3	89,3	9958	–

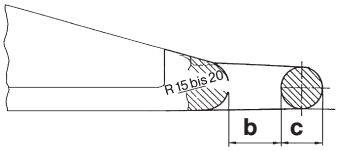

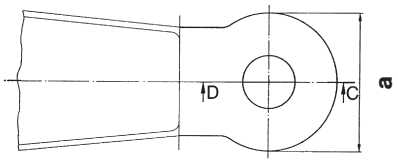

Zugösen *Drawbar eyes*

DIN/ISO	a (mm)	b (mm)	c (mm)	Schwenkwinkel / *turn-angle* horizontal	vertical
9678/5692-1	110-120	50	30	min. 60°	min. 25°

E-Teile:

- Zapfen ROE 75 L006
- Niederhalter ROE 75 L129

Spare parts:

- *Piton ROE 75 L006*
- *Keeper ROE 75 L129*



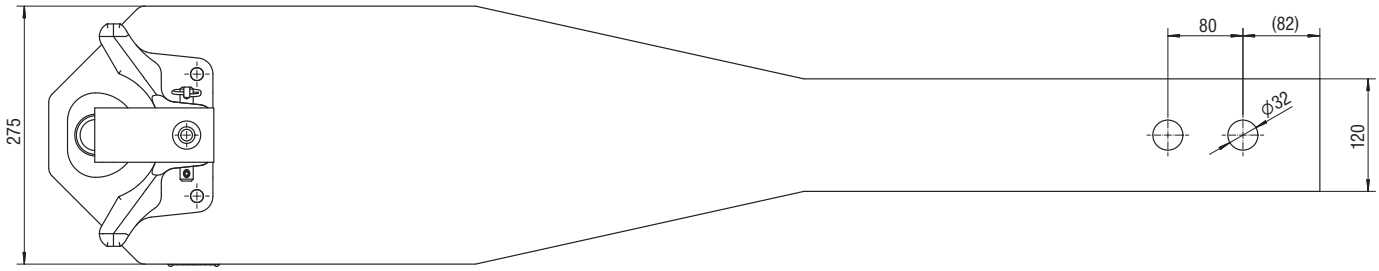

RO✶820 L 33 / L 37 John Deere 6000, 7000 und 8000

ZUGPENDEL MIT PITON-FIX *SWINGING DRAWBAR WITH PITON-FIX*



Technische Daten

- Zugpendel mit Piton-Fix für Anhängebock RO✶880 R 3304C Zapfen ∅ 44,5 mm (ISO 6489-4)
- Heavy Duty Version

Technical data

- *Swinging drawbar with Piton-Fix for ladder RO✶880 R 3304 C Spigot ∅ 44,5 mm (ISO 6489-4)*
- *Heavy duty version*

RO	S (t)	D (kN)	ABG M	EG e1
820 L3334 C[1]	4,5	97,1	9958	0432
820 L3734 C[2]	4,5	97,1	9958	0432

[1] Serie 6000 und 7000 [2] Serie 8000

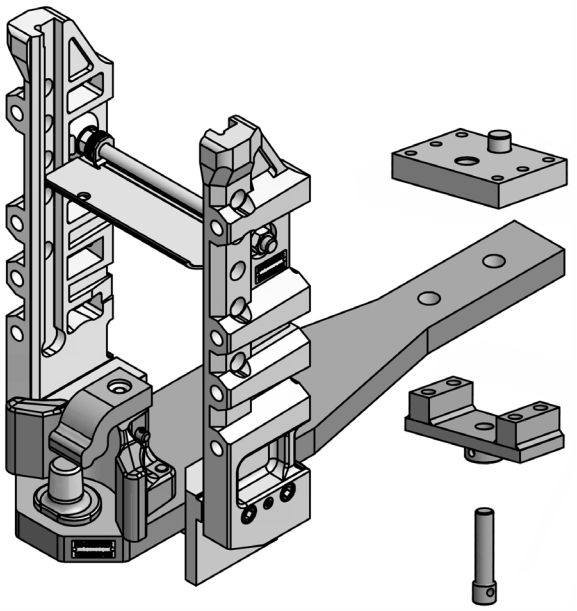

ROE 70 L467 **75 mm Adapterplatte mit Zugpendelhalter und 27,5 mm Bolzen für JD 6100-6630**
75 mm Adapter plate with mounting drawbar and 27,5 mm pin for JD 6100-6630

ROE 70 L468 **53 mm Adapterplatte mit Zugpendelhalter und 27,5 mm Bolzen für JD 6800-6930, 7000-7530**
53 mm Adapter plate with mounting drawbar and 27,5 mm pin for JD 6800-6930, 7000-7530

ROE 70 L351 **30 mm Adapterplatte mit Zugpendelhalter und 27,5 mm Bolzen für JD 7730 7830, 7930**
30 mm Adapter plate with mounting drawbar and 27,5 mm pin for JD 7730 7830, 7930

ROE 70 L306 **63 mm Adapterplatte mit Zugpendelhalter und 31,5 mm Bolzen für JD 8 R, 8245-8345**
63 mm Adapter plate with mounting drawbar and 31,5 mm pin for JD 8 R, 8245-8345

E-Teile:

- Niederhalter ROE 75 L129
- Piton-Fix ROE 75 L006

Spare parts:

- *Keeper ROE 75 L129*
- *Piton-Fix ROE 75 L006*

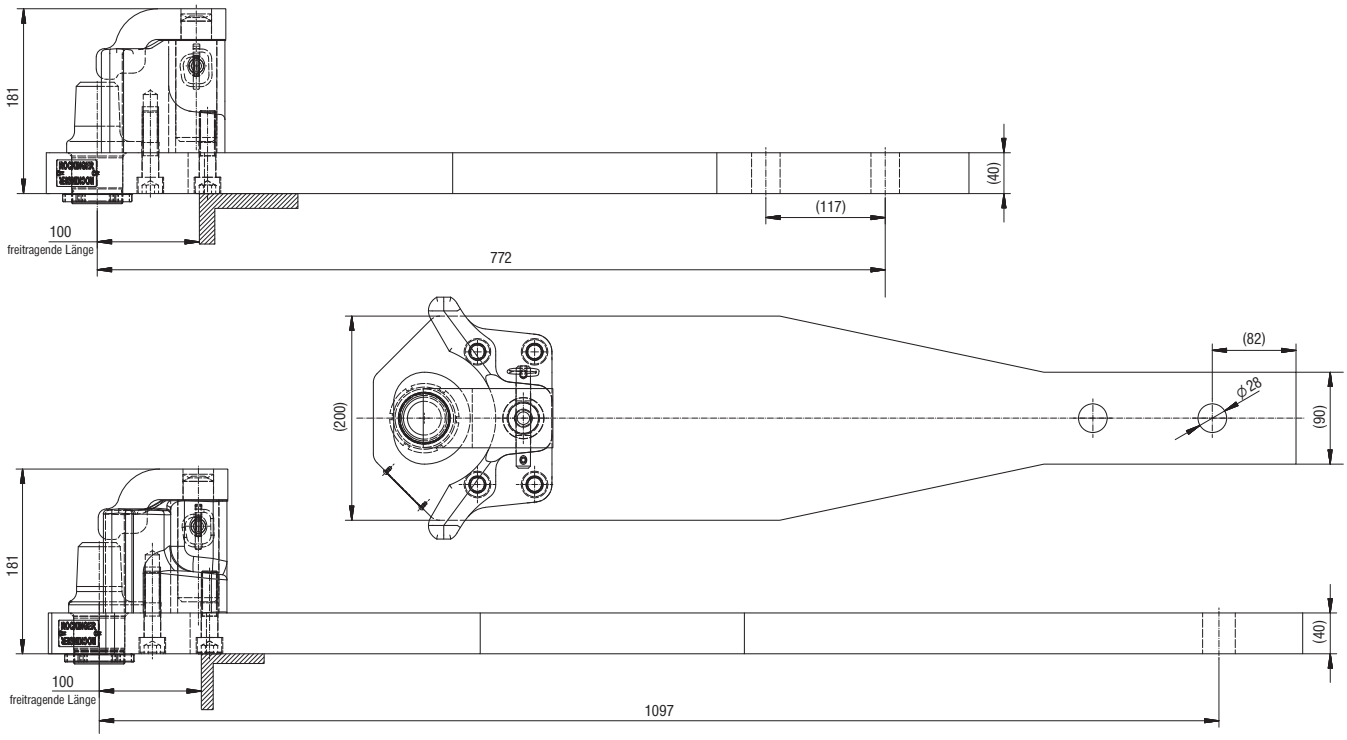

RO✶821 L24 CLAAS Xerion

ZUGPENDEL MIT PITON-FIX *SWINGING DRAWBAR WITH PITON-FIX*



Technische Daten

- Zugpendel mit Piton-Fix
- Typ 826 L24

Technical data

- *Drawbar with Piton-Fix*
- *Type 826 L24*

RO	S (t)	D (kN)	ABG M	EG e1
821 L2437 C	4	98,1	9951	0429

E-Teile:

- Niederhalter ROE 75 L089
- Piton-Fix ROE 75 L083
- Zapfen ROE 75 L006
- Schraubensatz ROE 75 L084

Spare parts:

- *Keeper ROE 75 L089*
- *Piton-Fix ROE 75 L083*
- *Piton ROE 75 L006*
- *Screw kit ROE 75 L084*

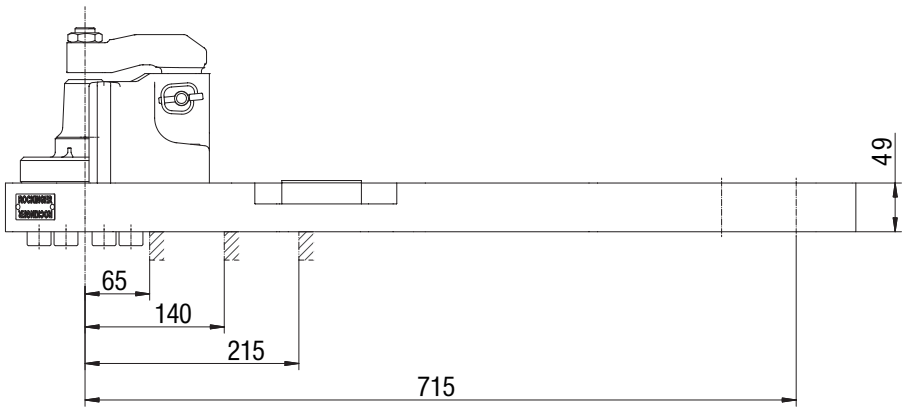

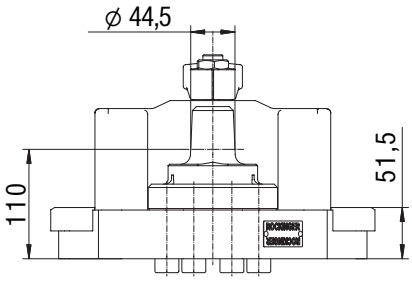

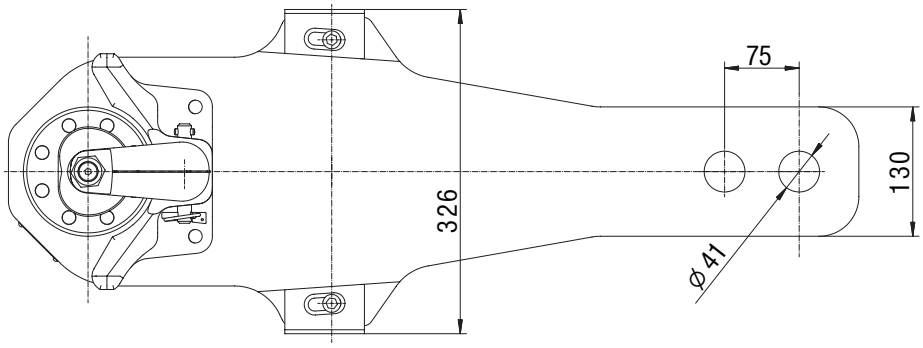

KUGELKUPPLUNG / *BALL HITCH*

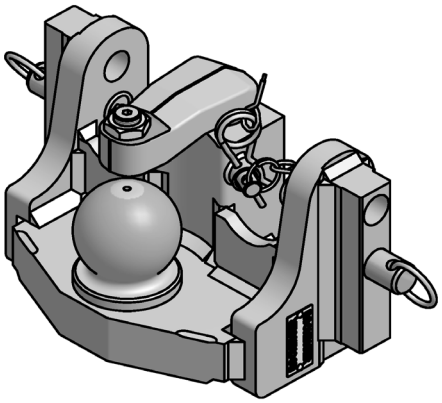

Technische Daten

- manuelle Kugelkupplung mit Fahrstuhllager in verschiedenen Spurweiten
- nach ISO 24347

Technical data

- *manual ball hitch with height adjustable bearing with different track width*
- *according to ISO 24347*

RO	Spurweite/ *Track width* A,B,C (mm) SW	S (t)	D (kN)	ABG M	EG e1
825 A 1030C	310/22/30	3,0	89,3	1025	0492
825 A 1230C	312/22/30	3,0	89,3	1025	0492
825 A 2330C	323/22/30	3,0	89,3	1025	0492
825 A 3030C	330/25/32	3,0	89,3	1025	0492
825 A 3630C	336/22/30	3,0	89,3	1025	0492

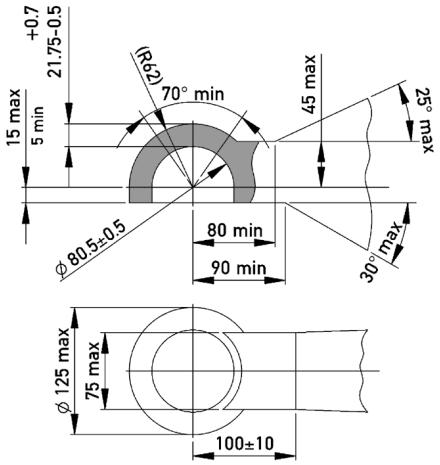

Aufrüstsatz Zwangslenkung

Anbau rechts	70 L052
Anbau links	70 L053
beidseitig	74 L026

Upgrade kit forced steering

Installation right	*70 L052*
Installation left	*70 L053*
bothsides	*74 L026*

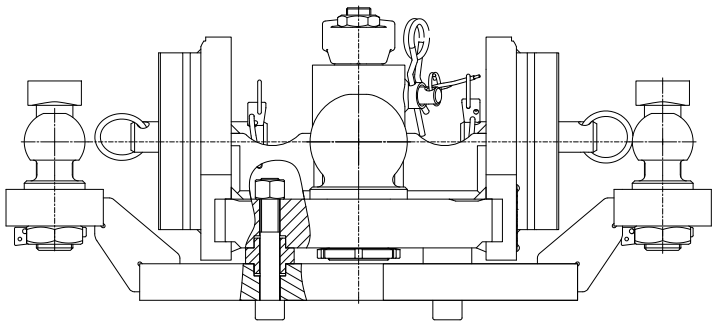

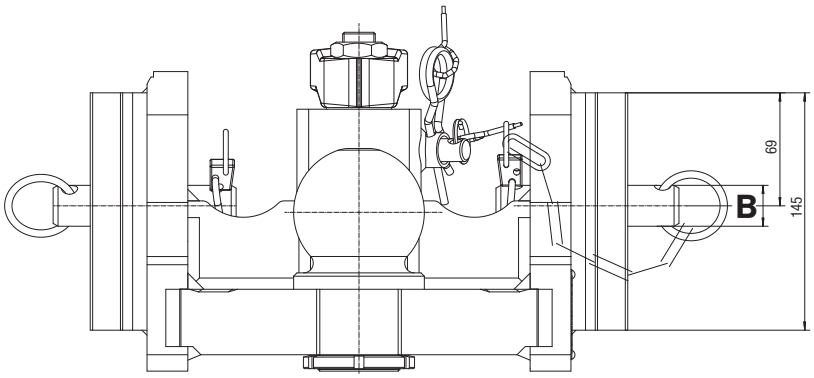

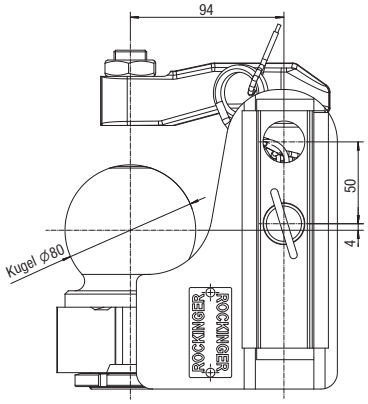

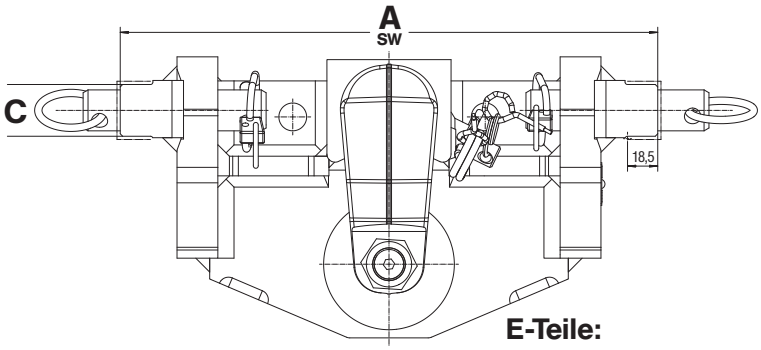

E-Teile:

- Verriegelungsbolzen ROE 75 L077
- Niederhalter ROE 75 L099
- Absteckbolzen ⌀ 22 mm ROE 71241
- Absteckbolzen ⌀ 25 mm ROE 71180
- Staubschutzkappe ROE 25522

Spare parts:

- *Arrest bolt* *ROE 75 L077*
- *Keeper* *ROE 75 L099*
- *Bolt ⌀ 22 mm* *ROE 71241*
- *Bolt ⌀ 25 mm* *ROE 71180*
- *Dust cap* *ROE 25522*

RO✶825B

KUGELKUPPLUNG / *BALL HITCH*

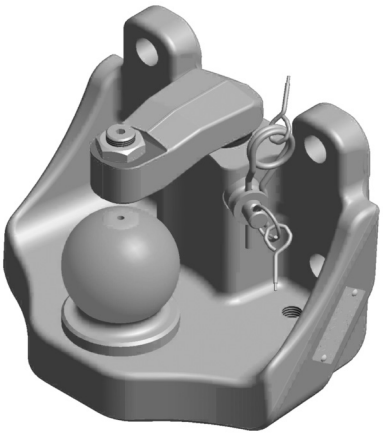

Technische Daten

- manuelle Kugelkupplung zum Anflanschen an ROCKINGER-Kupplungsträger 899 D
- nach ISO 24347
- Typ 825B 50 A

Technical data

- *manual ball hitch for flange fixing to ROCKINGER hitch support 899 D*
- *according to ISO 24347*
- *Type 825 B 50 A*

RO	Lochbild/ *Hole pattern* (mm)	S (t)	D (kN)	ABG M	EG e1
825 B 50001	160x100	3	89,3	9887	0400

Aufrüstsatz Zwangslenkung

Anbau rechts	70 L052
Anbau links	70 L053
beidseitig	74 L026

Upgrade kit forced steering

Installation right	*70 L052*
Installation left	*70 L053*
bothsides	*74 L026*

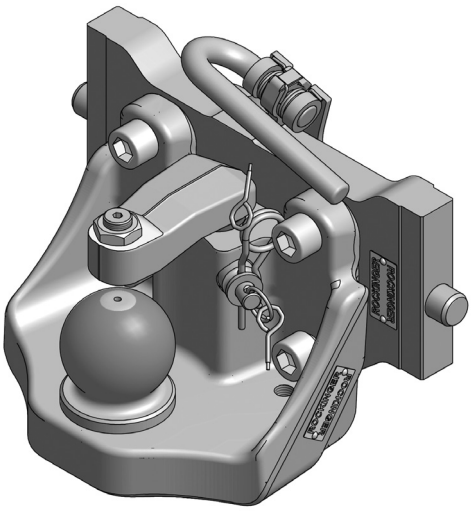

Technische Daten

- Kugel RO✶825B auf Kupplungsträger RO✶899D montiert

Technical data

- *Ball RO✶825B mounted on support RO✶899D*

ROE	Spurweite/ *Track width* A,B,C (mm) SW	S (t)	D (kN)
74 L044	330/25/32	3	89,3
74 L045	310/22/30	3	89,3
74 L046	323/22/30	3	89,3
74 L047	336/22/30	3	89,3
74 L106	390/25/32	3	98,1
74 L109*	330/20/30	3	89,3

* für CBM Böcke

** for CBM ladders*

E-Teile:

Niederhalter	ROE 75 L099
Sicherung	ROE 75 L077
Kugel	ROE 71177
Staubschutzkappe	ROE 25522

Spare parts:

Keeper	*ROE 75 L099*
Safety	*ROE 75 L077*
Ball	*ROE 71177*
Dust cap	*ROE 25522*

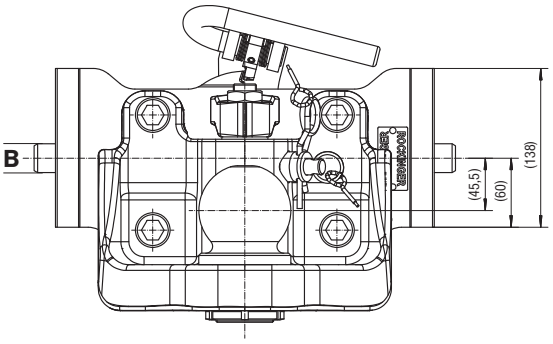

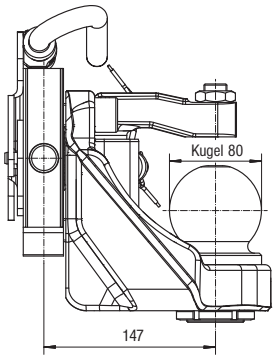

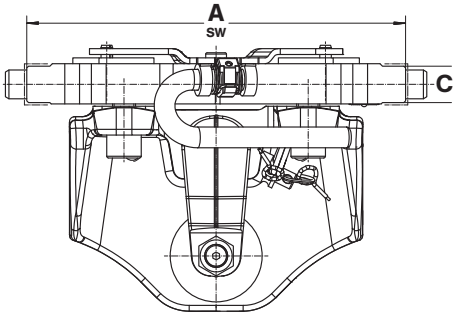

RO✶825 L03 John Deere 6000, 7000

ZUGPENDEL MIT KUGEL *SWINGING DRAWBAR WITH BALL*



Technische Daten

- Zugpendel mit Kugelkupplung
- nach ISO 24347

Technical data

- *Swinging drawbar with ball hitch*
- *according to ISO 24347*

RO	S (t)	D (kN)	ABG M	EG e1
825 L0304C	2,8	89,3	9747	0297

Die wirksame Baulänge der Einrichtung darf maximal 270 mm betragen (Abstand von Mitte Kuppelpunkt bis Hinterkante Auflage).

The effektive length of the installation should be max. 270 mm (space from the center of hitch point until back layer)

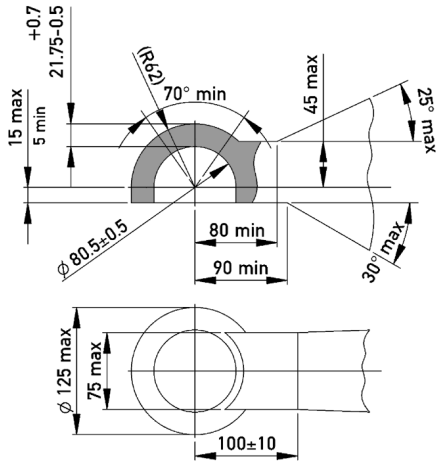

Schwenkwinkel:

horizontal min. ± 60°
vertikal min. ± 20°

Turn angle:

horizontal min. ± 60°
vertical min. ± 20°

Montagesatz

- 4 Zyl. 71489, 71490 und 71512
- 6 Zyl. 71490 und 71512

Mounting kit

- *4 cyl. 71489, 71490 and 71512*
- *6 cyl. 71490 and 71512*

E-Teile:

- Niederhalter komplett ROE 75L035
- Kugel komplett ROE 71177
- Staubschutzkappe ROE 25522

Spare parts:

- *Fastener complete ROE 75L035*
- *Ball complete ROE 71177*
- *Dust cap ROE 25522*

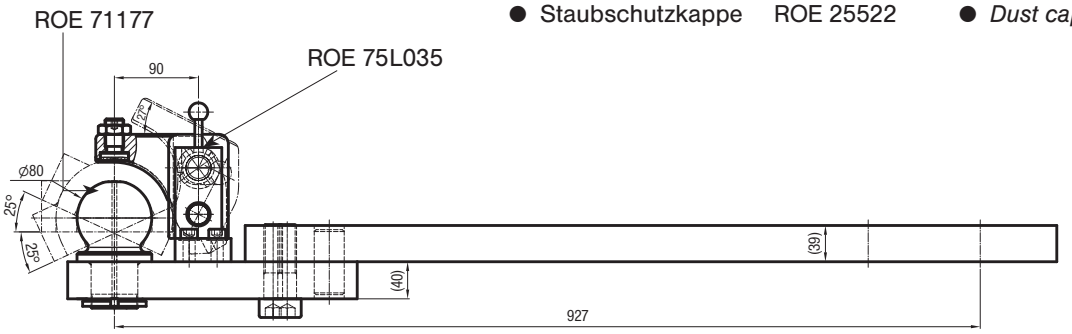

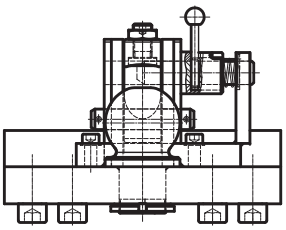

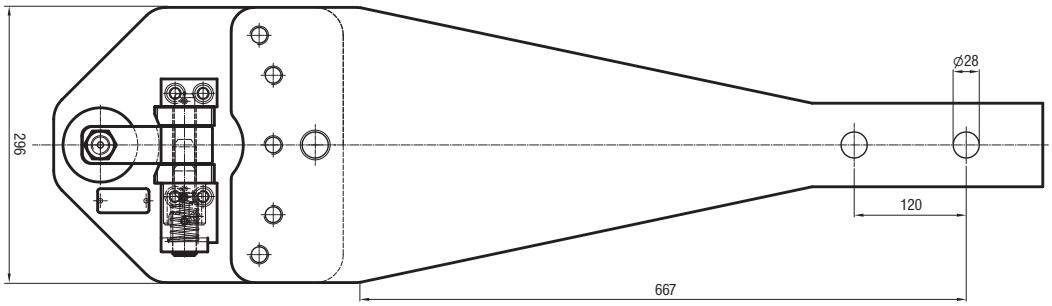

RO✶825 L04 CLAAS, Ares 500/600 + Massey Ferguson 5000/6000

ZUGPENDEL MIT KUGEL *SWINGING DRAWBAR WITH BALL*

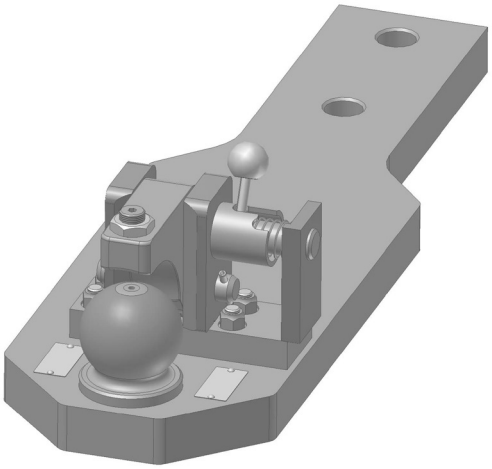

Technische Daten

- Zugpendel mit Kugelkupplung
- nach ISO 24347

Technical data

- *swinging drawbar with ball hitch*
- *according to ISO 24347*

RO	S (t)	D (kN)	ABG M	EG e1
825 L04070	3/4	82,4	9785	0310

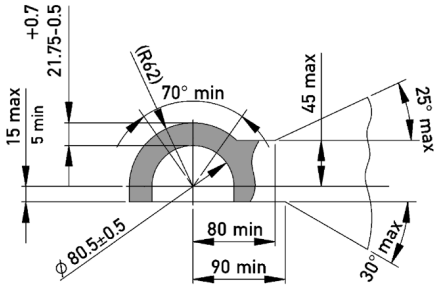

Schwenkwinkel:

horizontal min. ± 60°

vertikal min. ± 20°

Turn angle:

horizontal min. ± 60°

vertical min. ± 20°

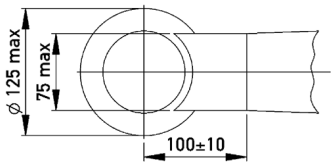

E-Teile:

- Niederhalterplatte ROE 75 L037
- Kugel ROE 71177
- Staubschutzkappe ROE 25522

Spare parts:

- *Keeper plate ROE 75 L037*
- *Ball ROE 71177*
- *Dust cap ROE 25522*

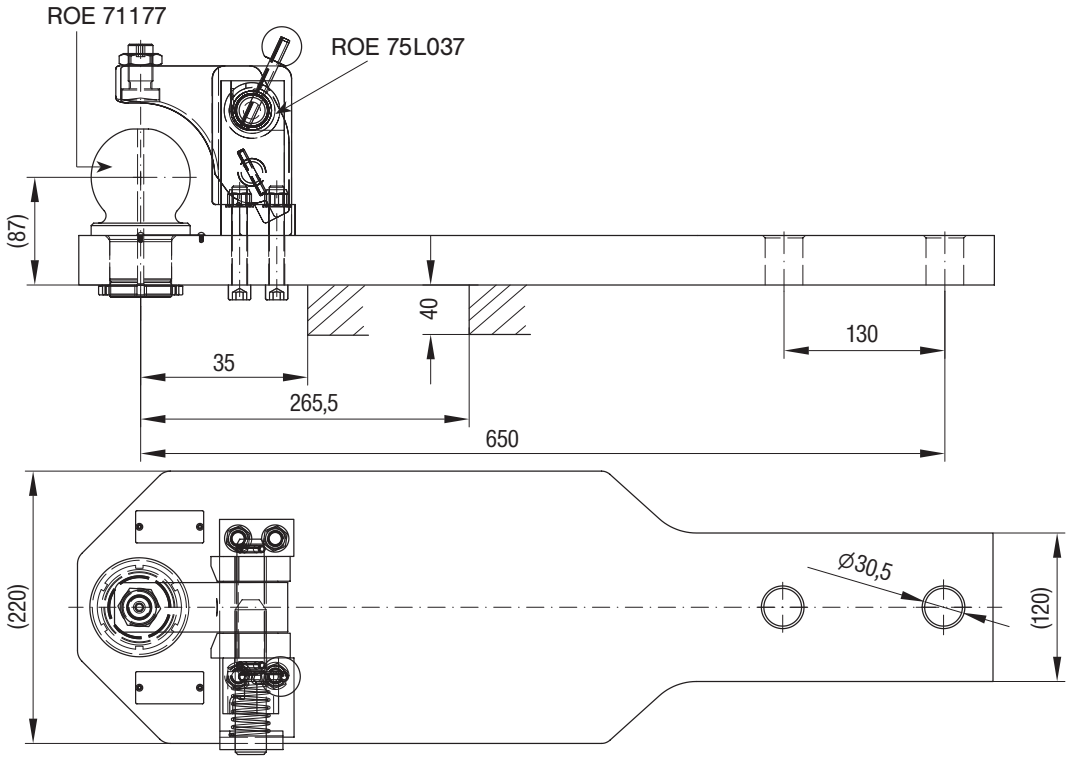

RO✶825 L05

Fendt Favorit 400, 700, 800 VARIO + Massey Ferguson 7400

ZUGPENDEL MIT KUGEL | ***SWINGING DRAWBAR WITH BALL***

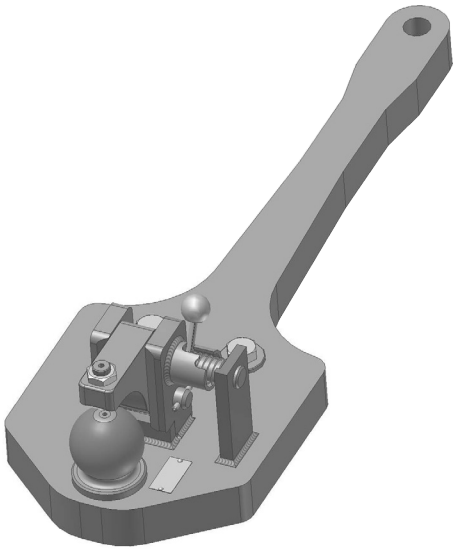

Technische Daten

- Zugpendel mit Kugelkupplung
- nach ISO 24347

Technical data

- *Swinging drawbar with ball hitch*
- *according to ISO 24347*

RO	S (t)	D (kN)	ABG M	EG e1
825 L0500 C	3	82,4	9745	–

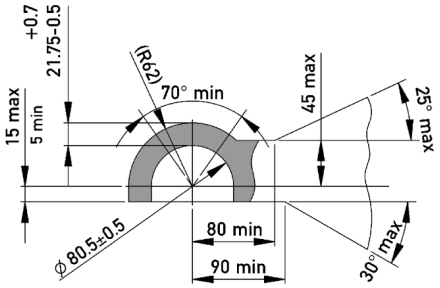

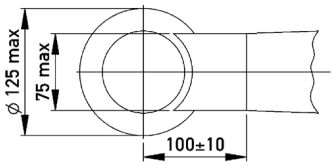

Schwenkwinkel:

horizontal min. ± 60°

vertikal min. ± 20°

Turn angle:

horizontal min. ± 60°

vertical min. ± 20°

E-Teile:

- Kugel ROE 71177
- Klinke ROE 71179
- Staubschutzkappe ROE 25522

Spare parts:

- *Ball ROE 71177*
- *Handle ROE 71179*
- *Dust cap ROE 25522*

ROE 71177

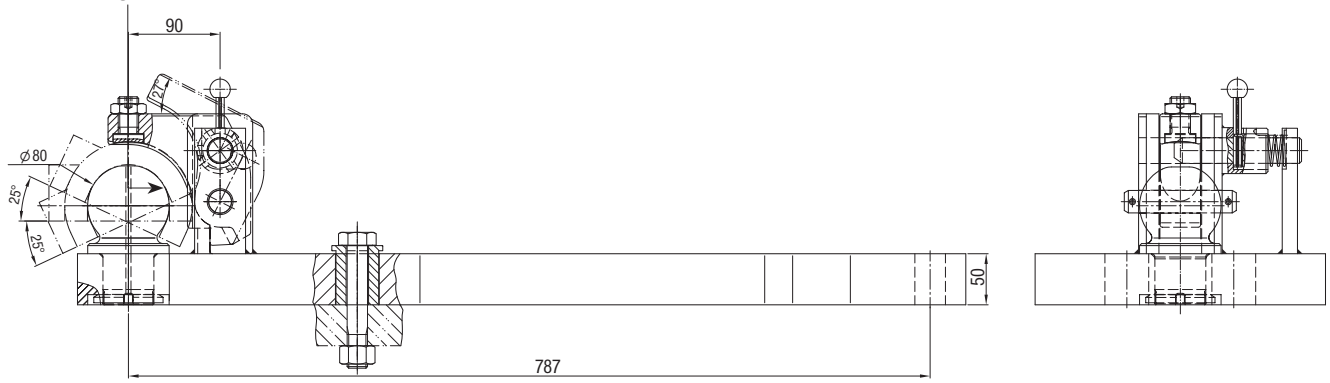

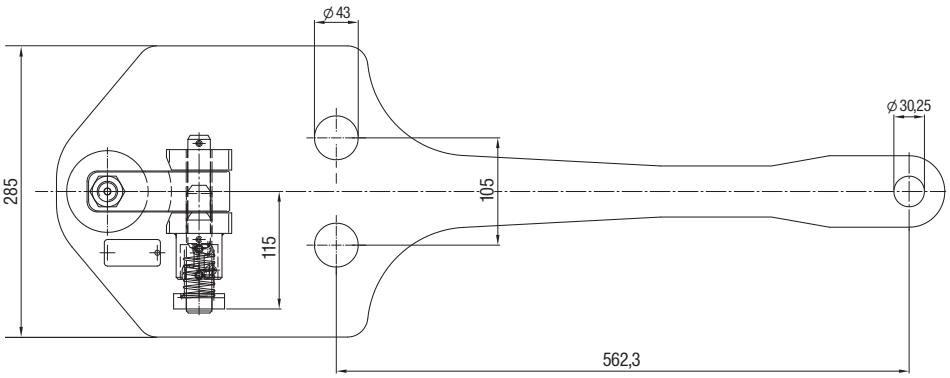

ROCKINGER
Member of JOST-World

RO✶825 L06 JCB 7000/8000

ZUGPENDEL MIT KUGEL *SWINGING DRAWBAR WITH BALL*

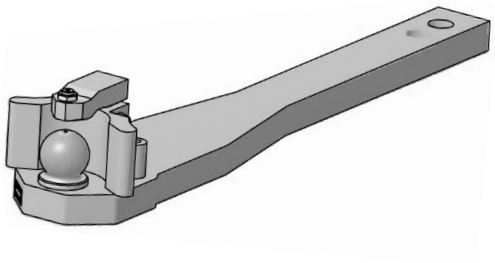

Technische Daten

- Zugpendel mit Kugelkupplung
- nach ISO 24347

Technical data

- *Swinging drawbar with ball hitch*
- *according to ISO 24347*

RO	S (t)	D (kN)	ABG M	EG e1
825 L06301	4	89,3	9901	0407
825 L06601*	4	89,3	9901	0407

* mit Zwangslenkung ** with forced steering*

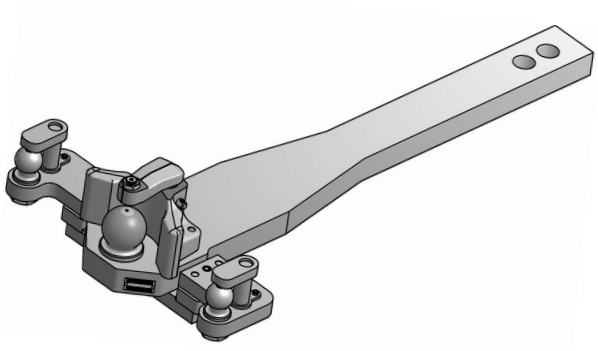

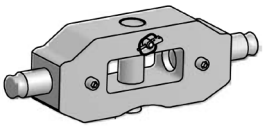

ROE 74 L077
für/*for* 7000

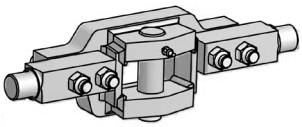

ROE 74 L008
für/*for* 8000

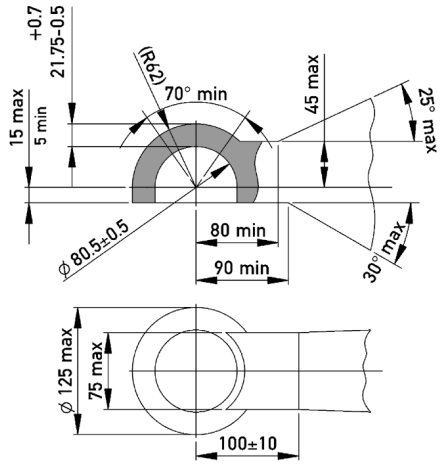

Schwenkwinkel:

horizontal min. ± 60° vertikal min. ± 20°

Turn angle:

horizontal min. ± 60° vertical min. ± 20°

E-Teile:

- Zugpendelhalter Serie 7000 ROE 74 L077
- Zugpendelhalter Serie 8000 ROE 74 L008
- Kugel ROE 71177
- Niederhalter ROE 75 L089

Spare parts:

- *Mounting drawbar 7000 serial ROE 74 L077*
- *Mounting drawbar 8000 serial ROE 74 L008*
- *Ball ROE 71177*
- *Keeper ROE 75 L089*

Aufrüstsatz Zwangslenkung

beidseitig ROE 75 L108

Rebuilding kit forced steering

bothsides ROE 75 L108

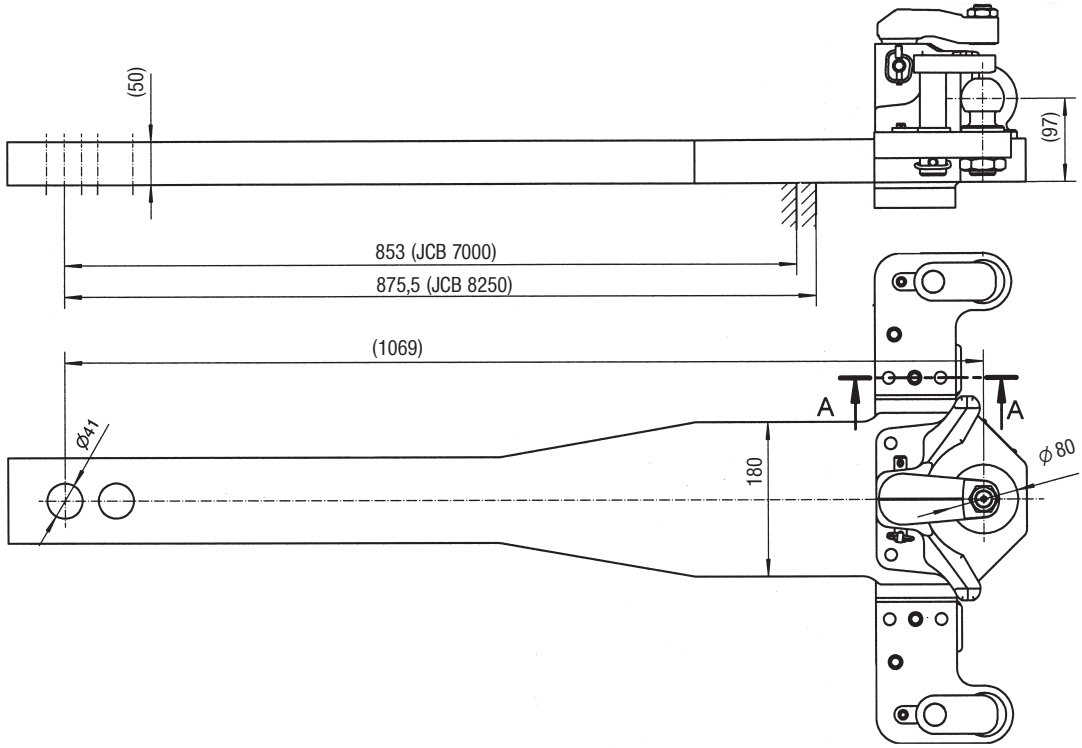

ZUGPENDEL MIT KUGEL / *SWINGING DRAWBAR WITH BALL*

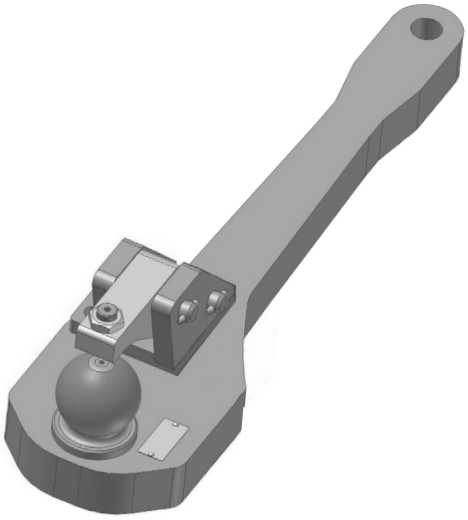

Technische Daten

- manuelle Kugelkupplung ⌀ 80 mm
- nach ISO 24347

Technical data

- *Manual ball hitch ⌀ 80 mm*
- *according to ISO 24347*

RO	S (t)	D (kN)	ABG M	EG e1
825 L2000 C	3,7	89,3	9746	–

Nur für Baujahre 2002 – 2007
Nicht für neue Untenanhängung
Ein zweiteiliger Zugpendelrahmen (Fendt) wird benötigt

Only for production period from 2002 – 2007
Not for new PTO mounting
A douple parted drawbar support (Fendt) will be necessary

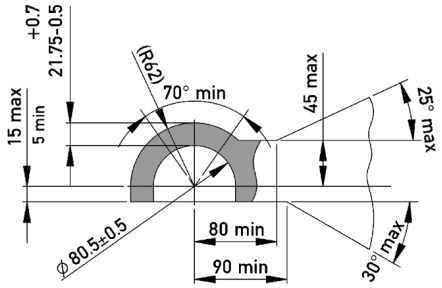

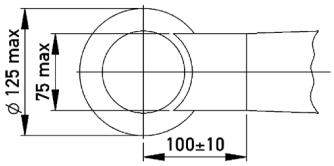

Schwenkwinkel:

horizontal min. ± 60°
vertikal min. ± 20°

Turn angle:

horizontal min. ± 60°
vertical min. ± 20°

E-Teile:

- Kugel komplett ROE 71177
- Klinke ROE 71179
- Niederhaltereinheit ROE 71252
- Staubschutzkappe ROE 25522

Spare parts:

- *Ball complete ROE 71177*
- *Latch ROE 71179*
- *Keeper unit ROE 71252*
- *Dust cap ROE 25522*



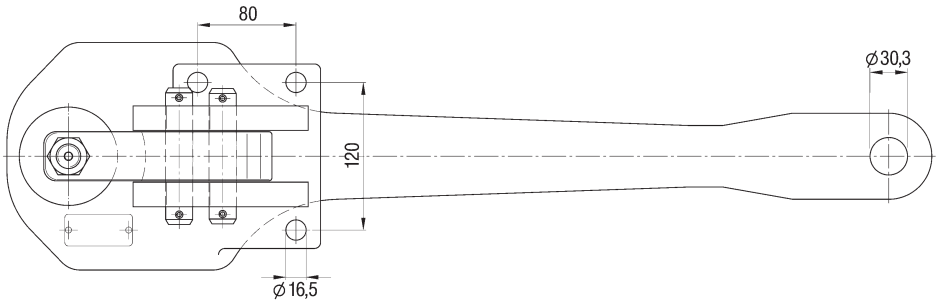

RO✶825 L21 John Deere 8000

ZUGPENDEL MIT KUGEL *SWINGING DRAWBAR WITH BALL*

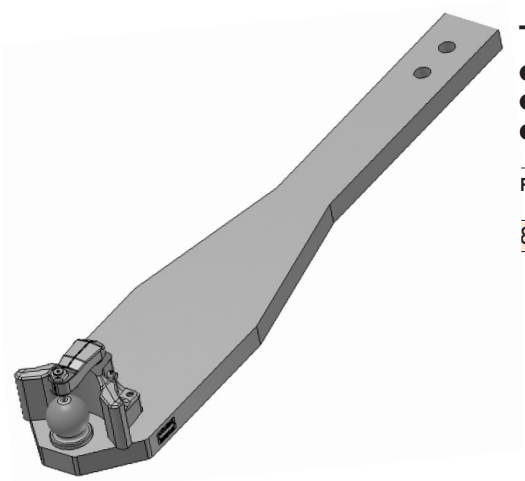

Technische Daten

- manuelle Kugelkupplung
- Zugpendel mit Kugel
- für John Deere 8000/8 R

Technical data

- *Manual ball hitch*
- *Drawbar with ball*
- *for John Deere 8000/8 R*

RO	S (t)	D (kN)	ABG M	EG e1
825 L2134 C	3	89,3	9958	–

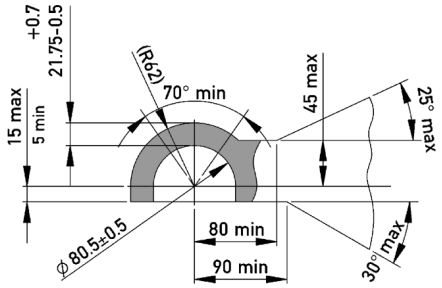

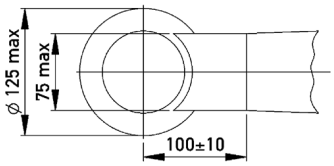

Schwenkwinkel:

horizontal min. ± 60°
vertikal min. ± 20°

Turn angle:

horizontal min. ± 60°
vertical min. ± 20°

E-Teile:

- Kugel ROE 71177
- Niederhalter ROE 75 L089
- Staubschutzkappe ROE 25522

Spare parts:

- *Ball ROE 71177*
- *Keeper ROE 75 L089*
- *Dust cap ROE 25522*

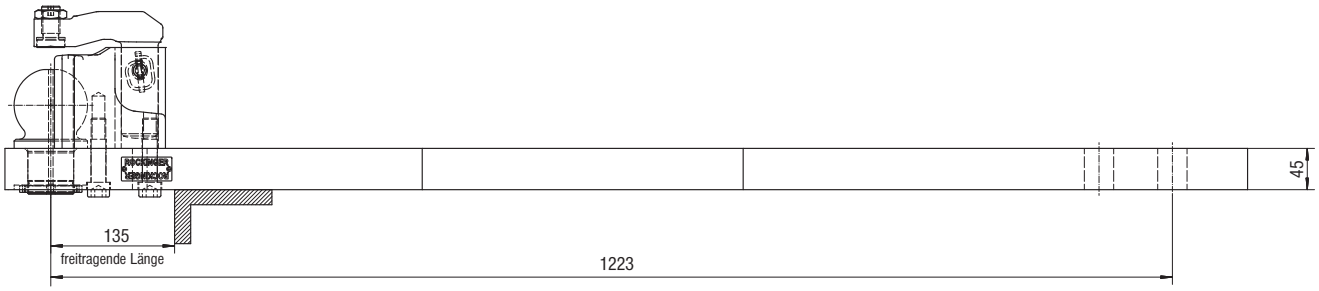

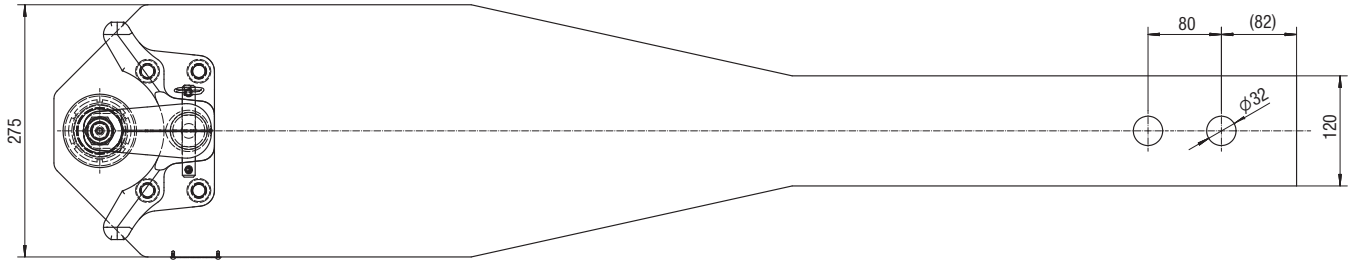

RO✶825 L33 John Deere 6000, 7000, 8000

ZUGPENDEL MIT KUGEL *SWINGING DRAWBAR WITH BALL*



Technische Daten

- Zugpendel mit Kugel für Anhängebock RO✶880 R01041
- nach ISO 24347

Technical data

- *Drawbar with ball for ladder RO✶880 R01041*
- *according to ISO 24347*

RO	S (t)	D (kN)	ABG M	EG e1
825 L3334 C[1]	4,5	97,1	9958	0432
825 L3734 C[2]	4,5	97,1	9958	0432

[1] Serie 6000 und 7000 [2] Serie 8000

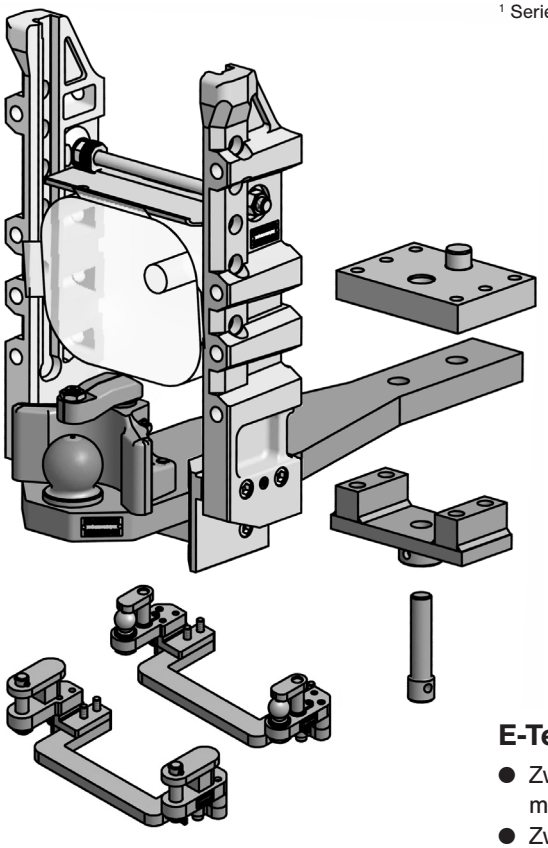

ROE 70 L467 **75 mm Adapterplatte mit Zugpendelhalter und 27,5 mm Bolzen für JD 6100-6630**
75 mm Adapter plate with mounting drawbar and 27,5 mm pin for JD 6100-6630

ROE 70 L468 **53 mm Adapterplatte mit Zugpendelhalter und 27,5 mm Bolzen für JD 6800-6930, 7000-7530**
53 mm Adapter plate with mounting drawbar and 27,5 mm pin for JD 6800-6930, 7000-7530

ROE 70 L351 **30 mm Adapterplatte mit Zugpendelhalter und 27,5 mm Bolzen für JD 7730 7830, 7930**
30 mm Adapter plate with mounting drawbar and 27,5 mm pin for JD 7730 7830, 7930

ROE 70 L306 **63 mm Adapterplatte mit Zugpendelhalter und 31,5 mm Bolzen für JD 8 R, 8245-8345**
63 mm Adapter plate with mounting drawbar and 31,5 mm pin for JD 8 R, 8245-8345

E-Teile:

- Zwangslenkung mit Kugel 50 — ROE 74 L130
- Zwangslenkung mit Bolzen 30 — ROE 74 L131
- Niederhalter — ROE 75 L089
- Kugel — ROE 71177
- Staubschutzkappe — ROE 25522

Spare parts:

- *Forced steering with ball 50* — *ROE 74 L130*
- *Forced steering with pin 30* — *ROE 74 L131*
- *Keeper* — *ROE 75 L089*
- *Ball* — *ROE 71177*
- *Dust cap* — *ROE 25522*

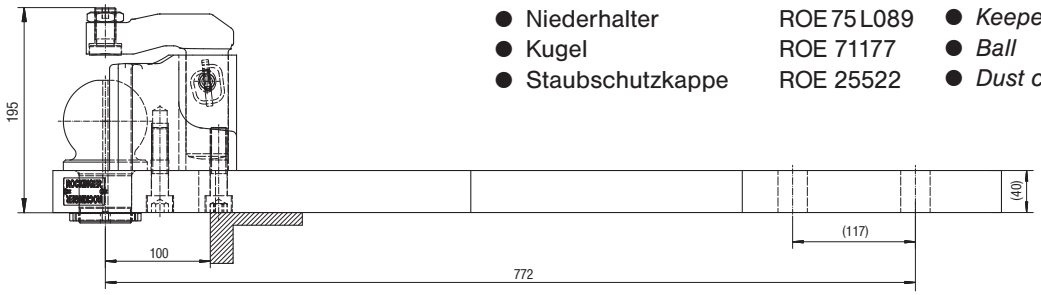

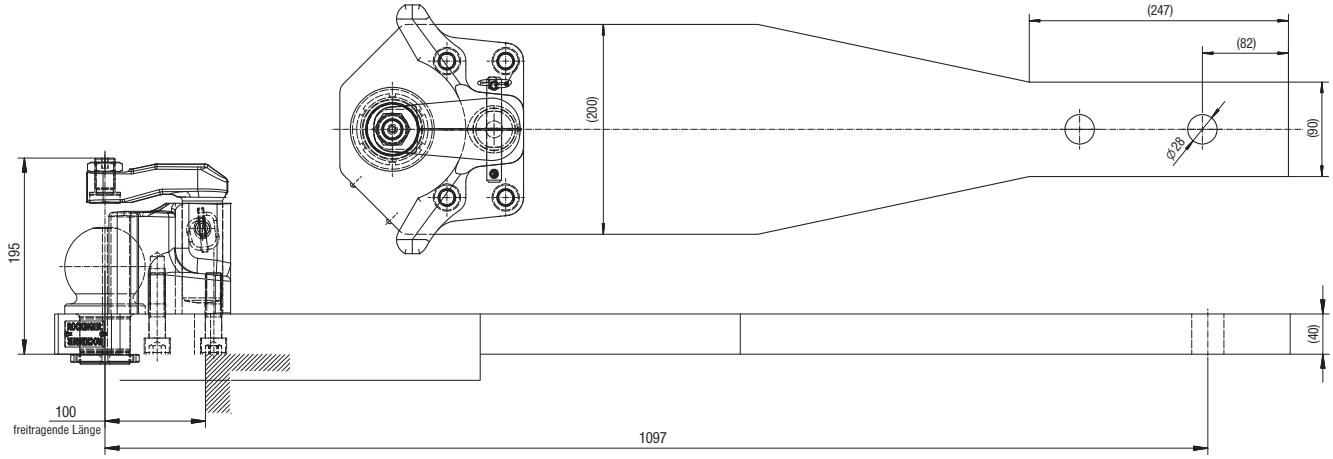

RO✶826 L24 CLAAS Xerion

ZUGPENDEL MIT KUGEL / *SWINGING DRAWBAR WITH BALL*



Technische Daten

- Zugpendel mit Kugelkupplung
- nach ISO 24347

Technical data

- *Swinging drawbar with ball hitch*
- *according to ISO 24347*

RO	S (t)	D (kN)	ABG M	EG e1
826 L2437 C	4	98,1	9951	0429
826 L2467 C[1]	4	98,1	9951	0429
826 L2477 C[2]	4	98,1	9951	0429

[1] Zwangslenkung
[2] Zwangslenkung heavy duty

[1] forced steering
[2] forced steering heavy duty

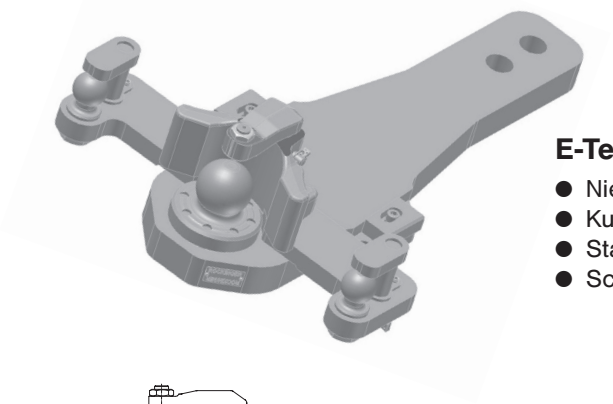

E-Teile:

- Niederhalter ROE 75 L089
- Kugel ROE 75 L082
- Staubschutzkappe ROE 25522
- Schraubensatz ROE 75 L084

Spare parts:

- *Keeper ROE 75 L089*
- *Ball ROE 75 L082*
- *Dust cap ROE 25522*
- *Screw kit ROE 75 L084*

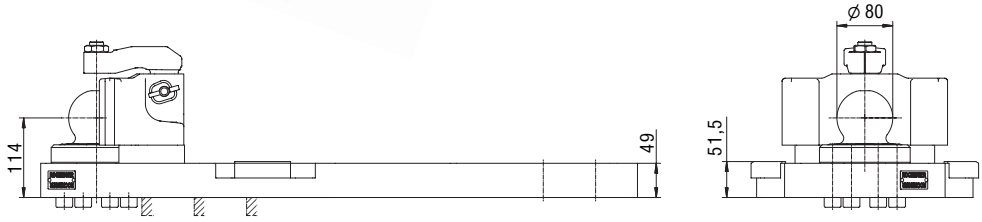

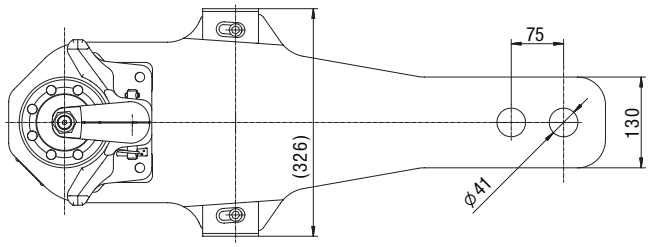

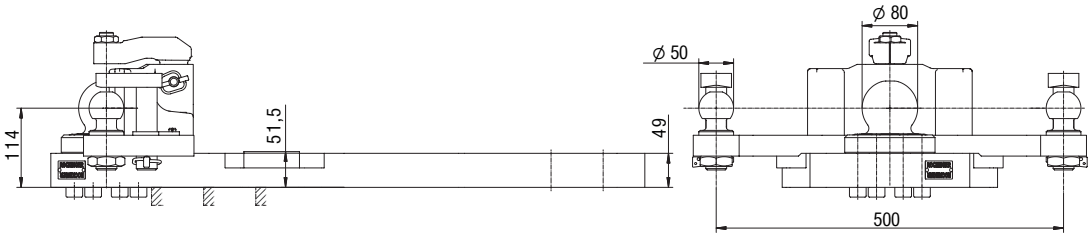

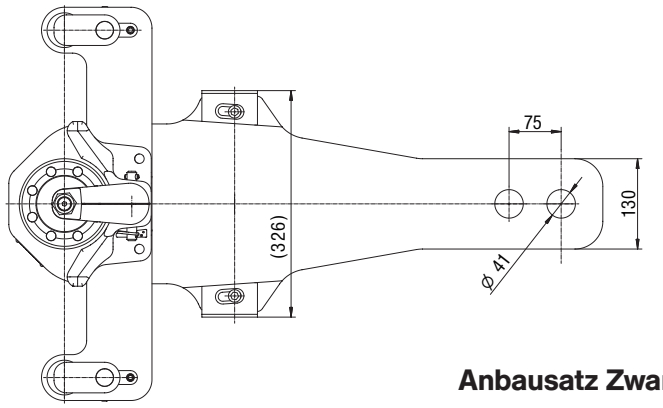

Anbausatz Zwangslenkung

beidseitig ROE 74 L125

Mounting set forced steering

bothsides ROE 74 L125

RO✶841 B

ANHÄNGEKUPPLUNG — *TOWING HITCH*



Technische Daten

- automatische Anhängekupplung mit Flanschlager für landwirtschaftliche Anhänger und selbstfahrende Maschinen
- balliger Kupplungsbolzen: ∅ 38 mm
- vorbereitet für mechanische Fernbedienung und Fernanzeige

Technical data

- *automatic towing hitch with flange bearing for agricultural trailers and self propelled machines*
- *Hitch pin ∅ 38 mm*
- *prepared for mechanical remote control and remote display*

RO	Lochbild *Hole patterrn*	S (kg)	D (kN)	Dc[2] (kN)	V[2] (kN)	ABG M	EG 94/20 Kl. S e1
841 B 30000	120 x 55	500	60	45	15,6	9734	1457
841 B 30100[1]	120 x 55	500	60	45	15,6	9734	1457
841 B 40000	140 x 80	1000	100	64	23	9723	1456
841 B 40100[1]	140 x 80	1000	100	64	23	9723	1456
841 B 50000	160 x 100	1000	100	64	23	9723	1456
841 B 50100[1]	160 x 100	1000	100	64	23	9723	1456

[1] Handhebel abwärts
[2] bei Anwendung außerhalb LoF-Bereich

[1] Handlever downwards
[2] when used ouside agriculture or forestry

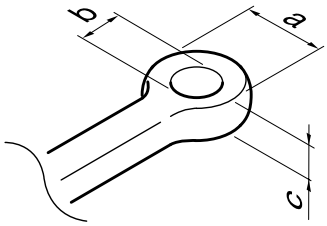

Zugösen — *Drawbar eyes*

DIN	a (mm)	b (mm)	c (mm)	Schwenkwinkel / *turn-angle* horizontal	vertical
74054	100	40	30,5	min. 90°	min. 20°

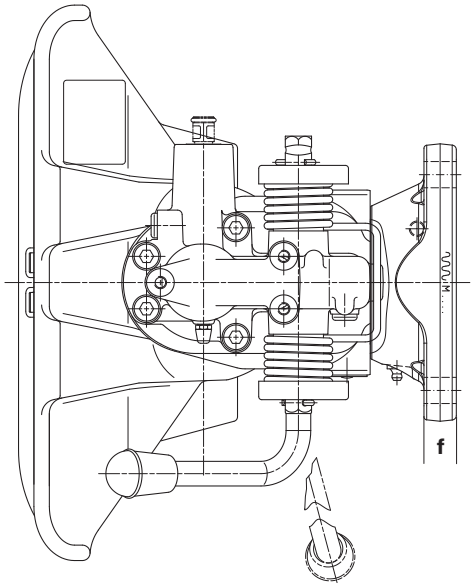

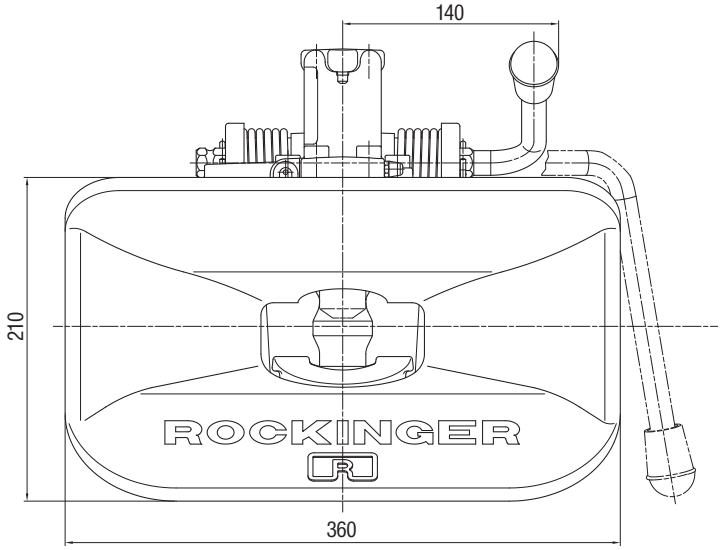

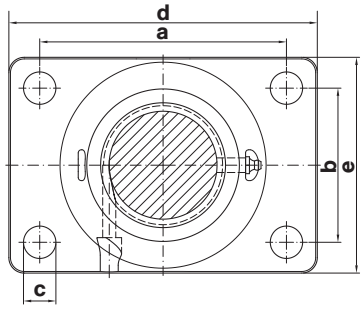

	a (mm)	b (mm)	c (mm)	d (mm)	e (mm)	f (mm)
841B30	120	55	15	155	90	16
841B40	140	80	17	180	120	21
841B50	160	100	21	200	140	20

RO✶846 B (RO✶847 B für Schweiz / *for Switzerland*)

ANHÄNGEKUPPLUNG ***TOWING HITCH***

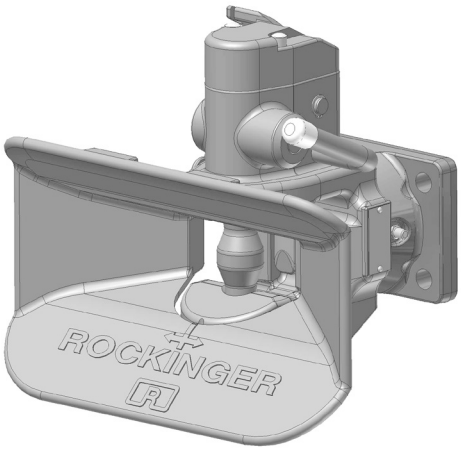

Technische Daten

- automatische Anhängekupplung mit Flanschlager für landwirtschaftliche Anhänger und selbstfahrende Maschinen
- Lösehebel-Mechanismus
- balliger Kupplungsbolzen: ⌀ 38 mm = 846 B, ⌀ 36 mm = 847 B
- vorbereitet für mechanische Fernbedienung

Technical data

- *automatic towing hitch with flange bearing for agricultural trailers and self propelled machines*
- *Release lever mechanism*
- *Crowned hitch pin: ⌀ 38 mm = 846 B, ⌀ 36 mm = 847 B*
- *prepared for mechanical remote control*

RO	Lochbild *Hole patterrn*	S (kg)	D (kN)	Dc[2] (kN)	V[2] (kN)	ABG M	EG94/20 Kl. S e1
846 B 3030 C	120 x 55	500	60	45	15,6	9750	1472
846 B 3040 C[1]	120 x 55	500	60	45	15,6	9750	1472
846 B 4030 C	140 x 80	1000	100	64	23	9751	1473
846 B 4040 C[1]	140 x 80	1000	100	64	23	9751	1473
846 B 5030 C	160 x 100	1000	100	64	23	9751	1473
846 B 5040 C[1]	160 x 100	1000	100	64	23	9751	1473

[1] Handhebel abwärts
[2] bei Anwendung außerhalb LoF-Bereich

[1] Handlever downwards
[2] When used ouside agriculture or forestry

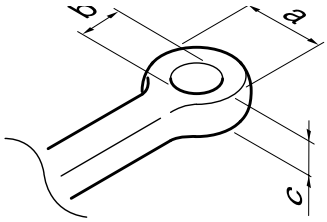

Zugösen / *Drawbar eyes*

DIN	a (mm)	b (mm)	c (mm)	Schwenkwinkel / *turn-angle* horizontal	vertical
11026	100	40	42	min. 90°	min. 20°
11043	100	40	32	min. 90°	min. 20°
74054	100	40	30,5	min. 90°	min. 20°
Schweiz/Swiss	115	40	40	min. 76°	min. 20°

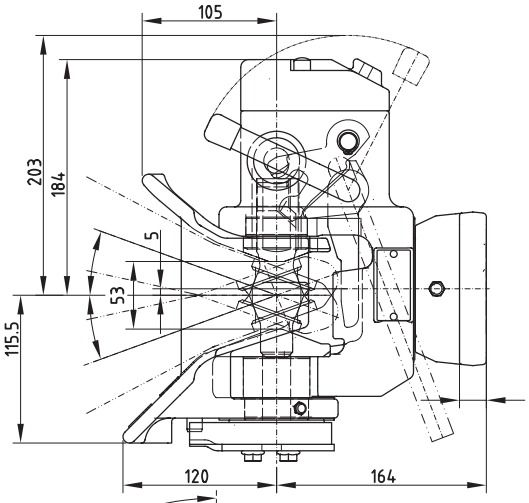

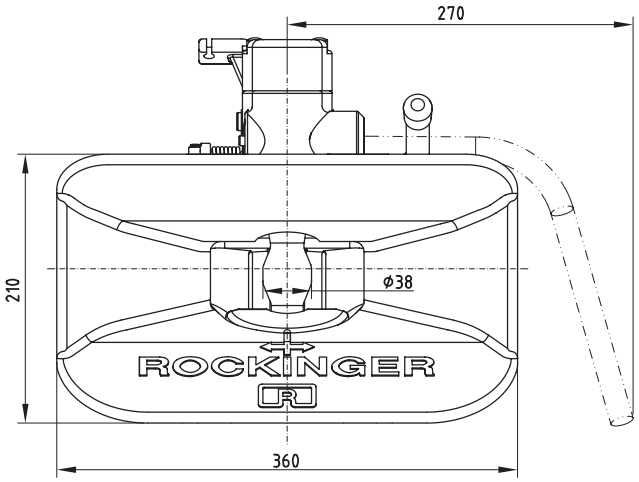

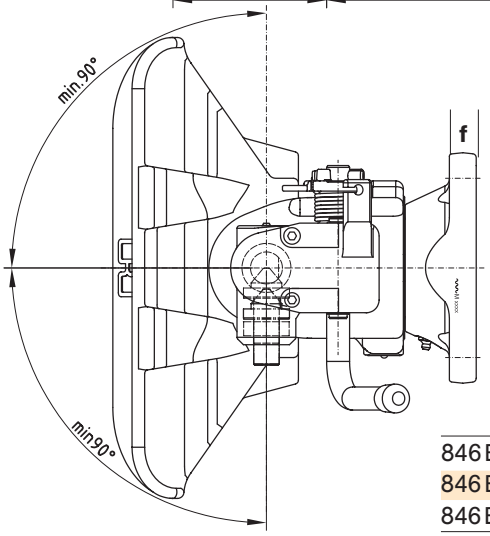

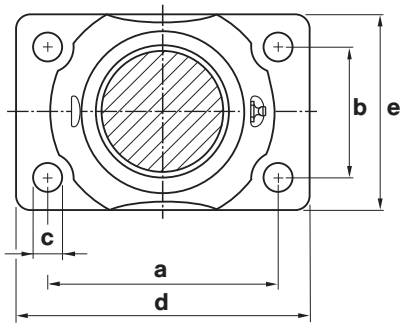

	a (mm)	b (mm)	c (mm)	d (mm)	e (mm)	f (mm)
846 B 30	120	55	15	155	90	16
846 B 40	140	80	17	180	120	21
846 B 50	160	100	21	200	140	20

RO✶850 A / RO✶860 A John Deere 6000 – 6920

ANHÄNGEKUPPLUNG *TOWING HITCH*

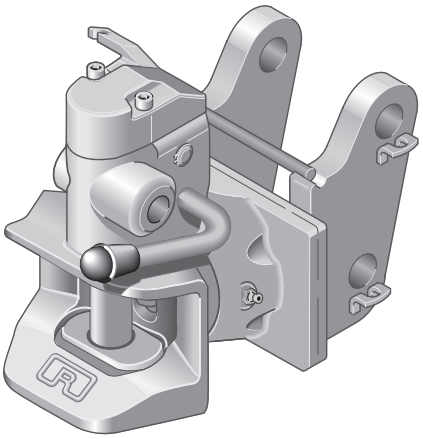

Technische Daten

- automatische Anhängekupplung mit Steckbolzenlager
- zylindrischer Kupplungsbolzen: ⌀ 30,6 mm
- verwendbar für John Deere Serien 6100 – 6300 = 810 A 01 6400 – 6900 = 810 A 02

Technical data

- *automatic towing hitch with bolt on bearing*
- *cylindrical hitch pin ⌀ 30,6 mm*
- *usable for John Deere series 6100 – 6300 = 810 A 01 6400 – 6900 = 810 A 02*

RO	mit Bock *with support*	Bolzen *Pin*	S (kg)	D (kN)	ABG M	EG e1
850 A 01342	–	70231	2	73,5	5038	0055
850 A 01512	65585	70231	2	73,5	5038	0055
850 A 02342	–	70336	2	73,5	5038	0055
850 A 02512	65590	70336	2	73,5	5038	0055

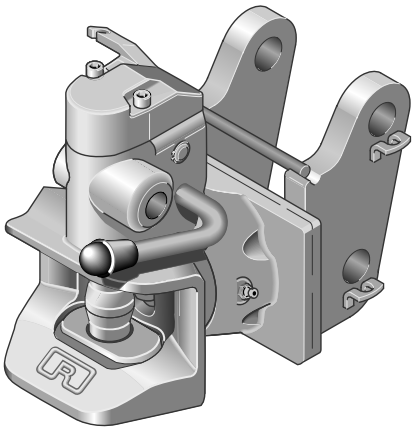

Technische Daten – 860A

- automatische Anhängekupplung mit Steckbolzenlager
- balliger Kupplungsbolzen: ⌀ 38 mm
- nur für John Deere Serie 6000 - 6920
- vorbereitet für mechanische Fernbedienung

Technical data – 850A

- *automatic towing hitch with plug in bearing*
- *crowned hitch pin ⌀ 38 mm*
- *usable with John Deere 6000 – 6920*
- *prepared for mechanical remote control*

RO	mit Bock *with support*	Bolzen *Pin*	S (kg)	D (kN)	ABG M	EG e1
860 A 0134 C	–	70231	2	73,5	9606	0152
860 A 0151 C	65585	70231	2	73,5	9606	0152
860 A 0234 C	–	70336	2	73,5	9606	0152
860 A 0251 C	65590	70336	2	73,5	9606	0152

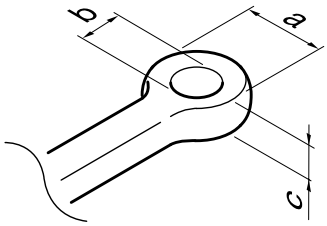

Zugösen *Drawbar eyes*

DIN	a (mm)	b (mm)	c (mm)	Schwenkwinkel / *turn-angle* horizontal	vertical
11026	100	40	42	min. 90°	min. 20°
11043	100	40	32	min 90°	min. 20°
74054	100	40	30,5	min. 90°	min. 20°

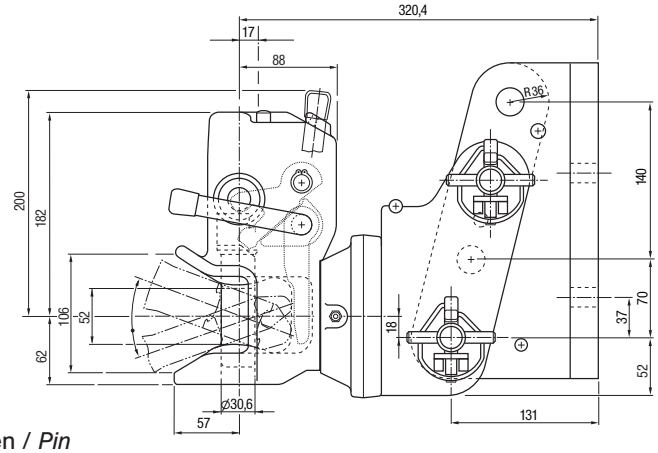

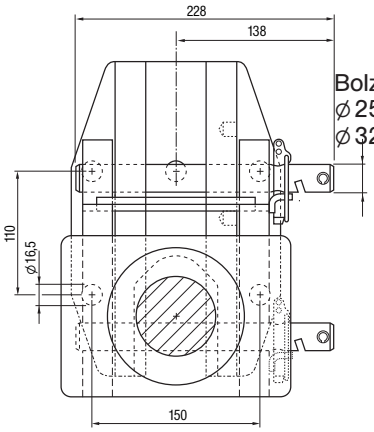

Bolzen / *Pin*
⌀ 25 mm/70321
⌀ 32 mm/70336

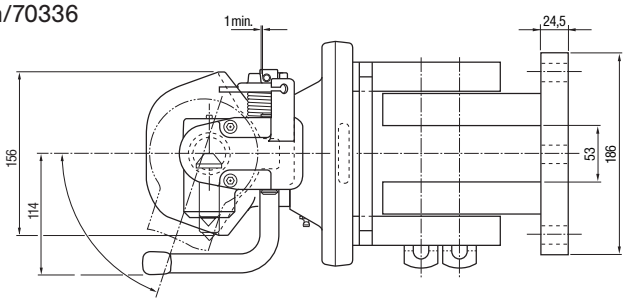

ANHÄNGEKUPPLUNG / *TOWING HITCH*

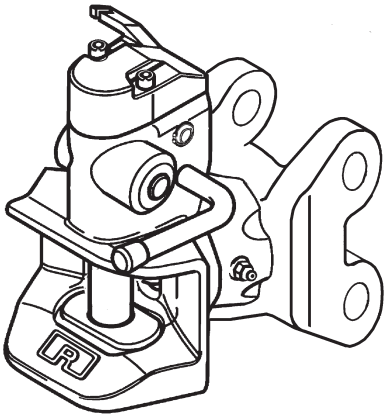

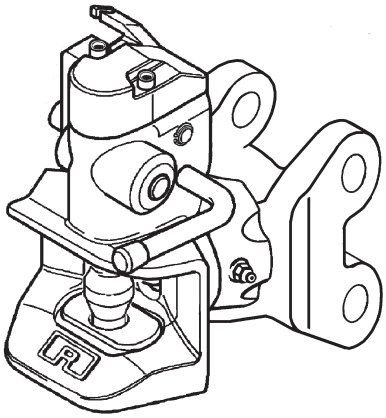

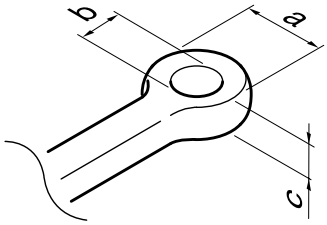

Technische Daten

- automatische Anhängekupplung mit Steckbolzenlager
- zylindrischer Kupplungsbolzen: 850 ⌀ 30,6 mm (kuppelt dezentriert ein zur Verminderung des Kupplungsspiels, ca. 3 mm)
- mit balligem Kupplungsbolzen: 860 ⌀ 38 mm
- verwendbar an MB-Trac 700, 800, 900, 1000 und 1100 (7,5 t)

Technical data

- *automatic towing hitch with bolt on bearing*
- *cylindrical hitch pin 850 ⌀ 30,6 mm*
- *crowned hitch pin 860 ⌀ 38 mm*
- *usable with MB-Trac 700, 800, 900, 1000 and 1100 (7,5 t)*

RO	mit Bock *with support*	Bolzen *pin*	S (kg)	D (kN)	ABG M	EG e1
850 A 0432 C	MB	66889	1,5	59,8	–	0228
860 A 0432 C	MB	66889	1,5	59,8	–	0228

Zugösen / *Drawbar eyes*

DIN	a (mm)	b (mm)	c (mm)	Schwenkwinkel / *turn-angle* horizontal	vertical
11026	100	40	42	min. 70°	min. 20°
11043	100	40	32	min. 70°	min. 20°
74054	100	40	30,5	min. 70°	min. 20°

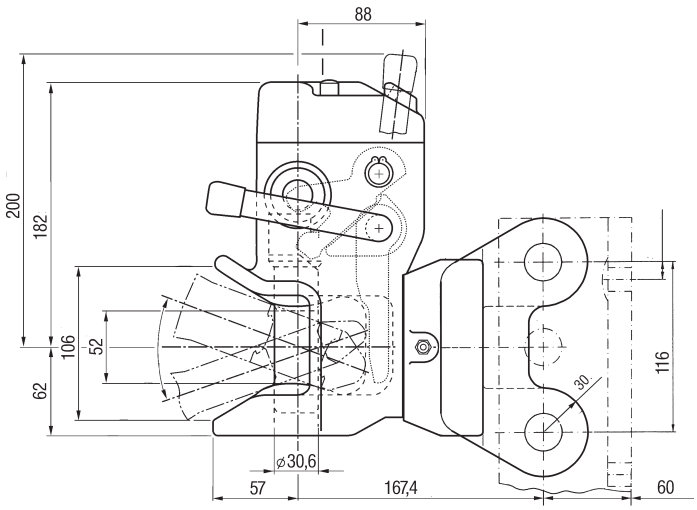

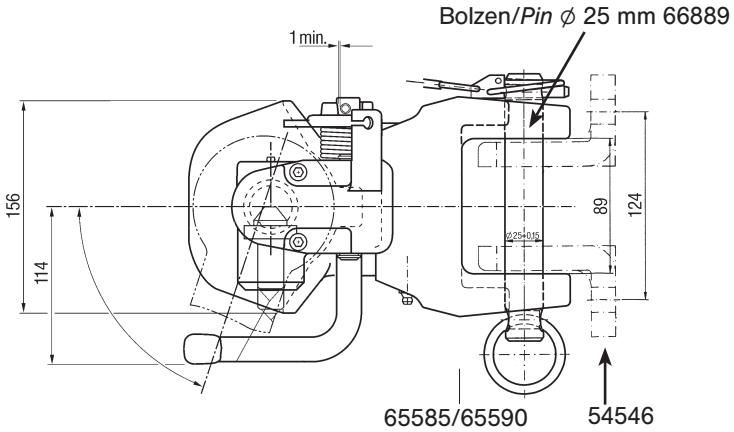

RO✶850 A / RO✶860 A MB Unimog 1000

ANHÄNGEKUPPLUNG *TOWING HITCH*

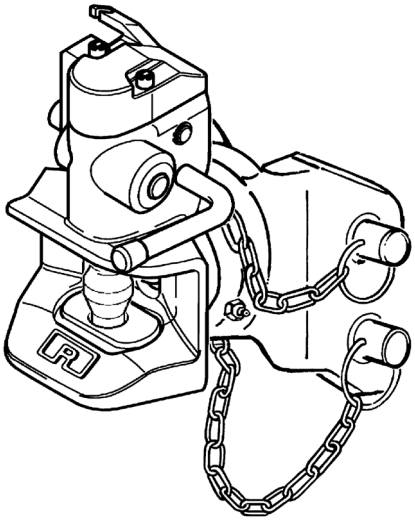

Technische Daten

- automatische Anhängekupplung mit Steckbolzenlager
- nur mit balligem Kupplungsbolzen ⌀ 38 mm
- nur für MB Unimog 1000
- vorbereitet für mechanische
- Fernbedienung

Technical data

- *automatic towing hitch with bolt on bearing*
- *only with crowned hitch pin ⌀ 38 mm*
- *only for MB Unimog 1000*
- *prepared for mechanical remote control*

RO	mit Bock *with support*	Bolzen *pin*	S (kg)	D (kN)	ABG M	EG e1
860 A 0532 C	–	67216	1,25	76	4574	–
860 A 0632 C	–	67216	1,25	59,8	4033	–

* Anhängebock nur von MB

** Holder only from MB*

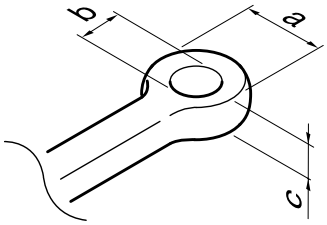

Zugösen *Drawbar eyes*

DIN	a (mm)	b (mm)	c (mm)	Schwenkwinkel / *turn-angle* horizontal	vertical
11026	100	40	42	min. 70°	min. 20°
11043	100	40	32	min. 70°	min. 20°
74054	100	40	30,5	min. 70°	min. 20°

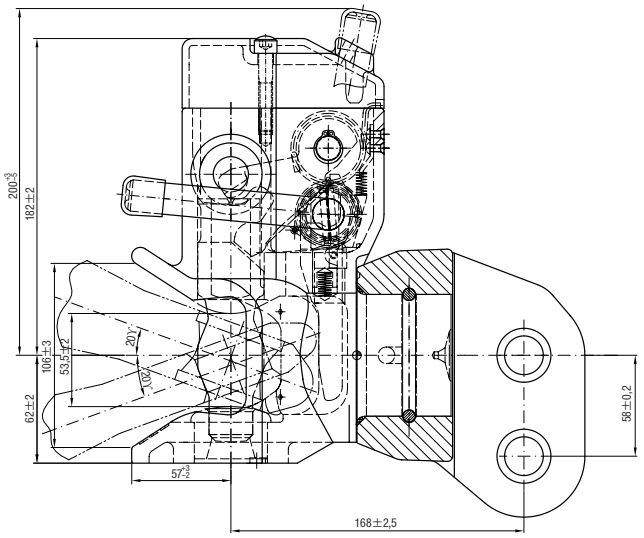

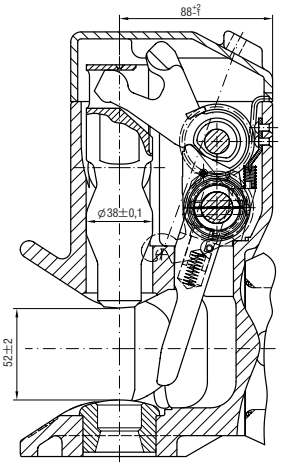

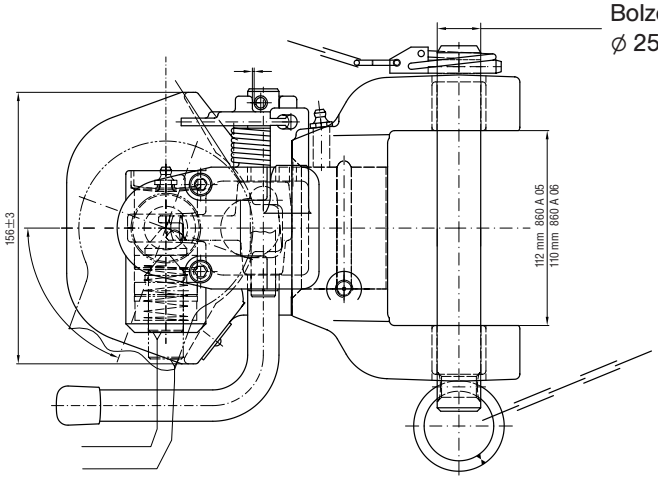

Bolzen/*Pin*
⌀ 25 mm/67216

RO✶851 A / RO✶861 A

ANHÄNGEKUPPLUNG — *TOWING HITCH*



Technische Daten

- automatische Anhängekupplung mit Steckbolzenlager
- zylindrischer Kupplungsbolzen: kuppelt dezentral zur Verminderung des Kupplungsspiels ∅ 30,6 mm
- und balliger Kupplungsbolzen: ∅ 38 mm
- verwendbar an Kompakttraktoren (z.B. Holder)

Technical data

- *automatic towing hitch with plug in bearing*
- *cylindrical hitch pin ∅ 30,6 mm*
- *crowned hitch pin ∅ 38 mm*
- *usable on compact tractors (e.g. Holder)*

RO	Bock *Ladder*	S (kg)	D (kN)	ABG M	EG e1
851A07000	888A18	800	25	–	0276
861A07000	888A18	800	25	–	0276

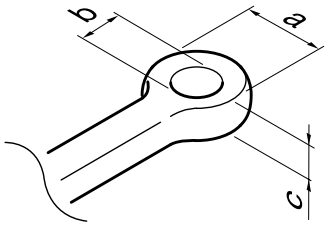

Zugösen — *Drawbar eyes*

DIN	a (mm)	b (mm)	c (mm)	Schwenkwinkel / *turn-angle* horizontal	vertical
11026	100	40	42	min. 72°	min. 20°
11043	100	40	32	min. 76°	min. 22°
74054	100	40	30,5	min. 76°	min. 20°

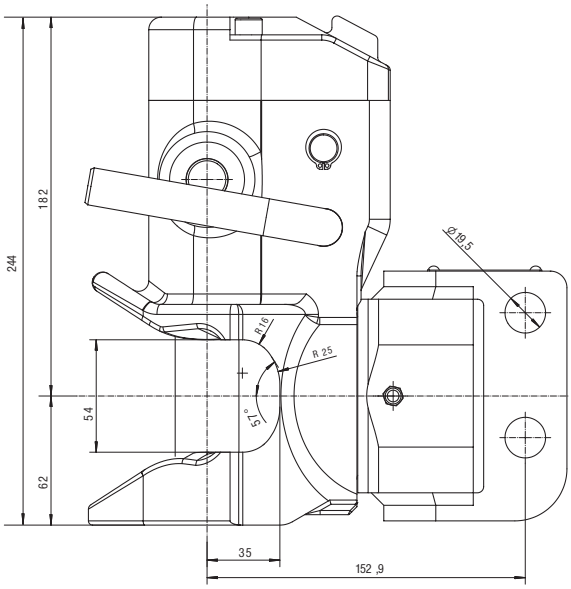

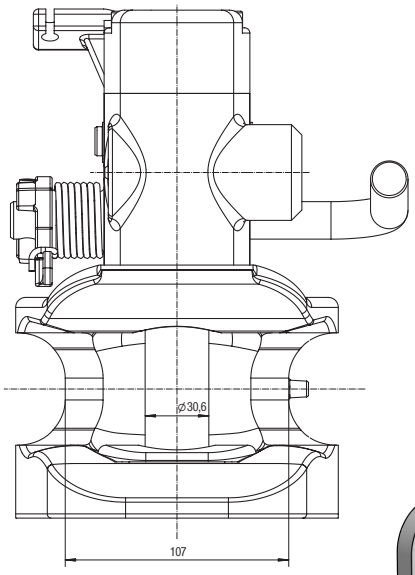

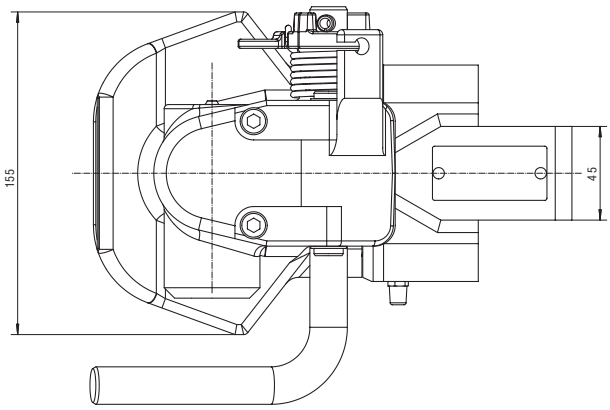

Anhängebock / *Ladder*

RO✶888 A 18

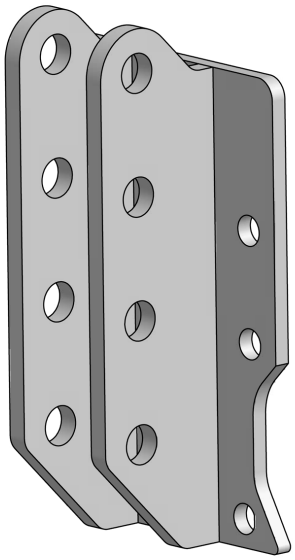

RO✶850 B / RO✶860 B

ANHÄNGEKUPPLUNG — *TOWING HITCH*

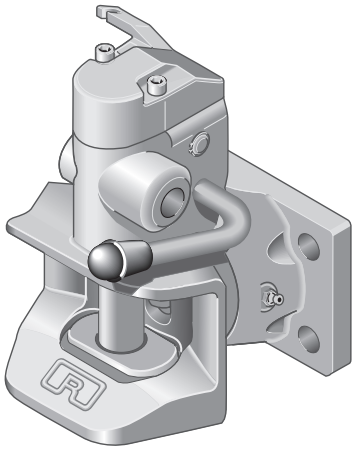

Technische Daten

- automatische Anhängekupplung mit Flansch
- zylindrischer Kupplungsbolzen: ∅ 30,6 mm
- vorbereitet für mechanische Fernbedienung

Technical data

- *automatic towing hitch with flange*
- *cylindrical hitch pin ∅ 30,6 mm*
- *prepared for mechanical remote control*

RO	Lochbild/ *Hole pattern* (mm)	S (t)	D (kN)	ABG M	EG e1
850 B 3030 C	120 x 55	1,5	50	M9735	0277
850 B 40302	140 x 80	2,0	78,2	N4874	0031
850 B 50301	160 x 100	2,0	89,3	N5028	0054

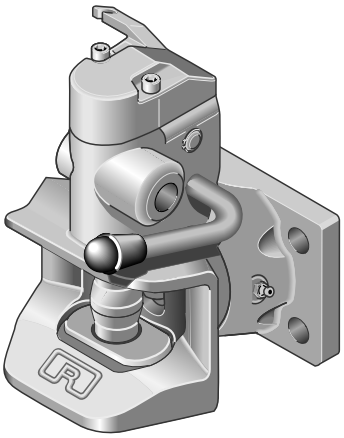

Technische Daten

- automatische Anhängekupplung mit Flansch
- balliger Kupplungsbolzen: ∅ 38 mm
- vorbereitet für mechanische Fernbedienung

Technical data

- *automatic towing hitch with flange*
- *crowned coupling pin ∅ 38 mm*
- *prepared for mechanical remote control*

RO	Lochbild/ *Hole pattern* (mm)	S (t)	D (kN)	ABG M	EG e1
860 B 3030 C	120 x 55	1,5	50	M9735	0277
860 B 4030 C	140 x 80	2,0	78,2	N3151	0085
860 B 5030 C	160 x 100	2,0	89,3	N3152	0120

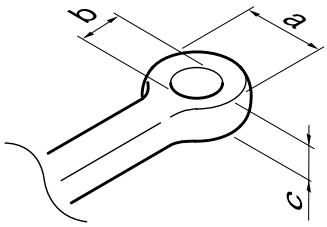

Zugösen — *Drawbar eyes*

DIN	a (mm)	b (mm)	c (mm)	Schwenkwinkel / *turn-angle* horizontal	vertical
11026	100	40	42	min. 72°	min. 20°
11043	100	40	32	min. 76°	min. 22°
74054	100	40	30,5	min. 76°	min. 20°

850/860	a (mm)	b (mm)	c (mm)	d (mm)	e (mm)	f (mm)
B30	120	55	15	155	90	16
B40	140	80	17	180	120	21
B50	160	100	21	200	140	20

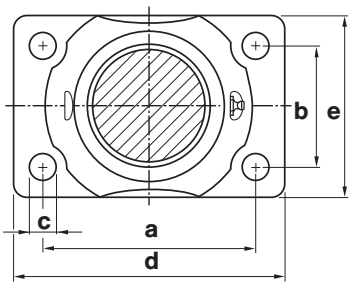

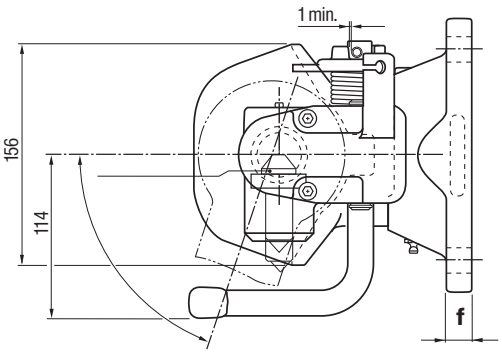

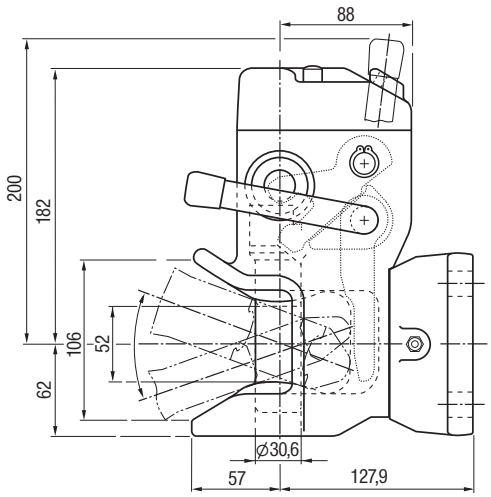

ANHÄNGEKUPPLUNG / *TOWING HITCH*

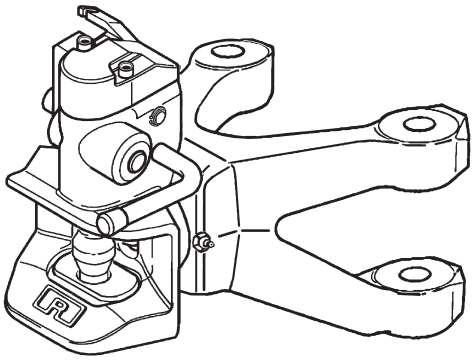

Technische Daten

- automatische Anhängekupplung mit Steckbolzenlager
- nur mit balligem Kupplungsbolzen ⌀ 38 mm
- nur für MB TRAC 1300, 1500, 1600
- vorbereitet für mechanische Fernbedienung

Technical data

- *automatic towing with plug in bearing*
- *only with crowned hitch pin ⌀ 38 mm*
- *only for MB TRAC 1300, 1500, 1600*
- *prepared for mechanical remote control*

RO	mit Bock* *with support*	Bolzen/*Pin* (mm)	S (t)	D (kN)	ABG M	EG e1
860 C 0132 C	–	25	1,5	73,6	4227	–

* Anhängebock und Bolzen nur von MB

** Holder and pin only from MB*

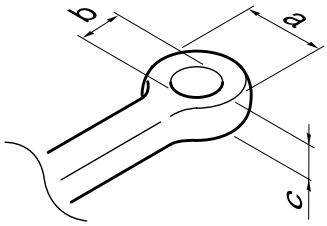

Zugösen / *Drawbar eyes*

DIN	a (mm)	b (mm)	c (mm)	Schwenkwinkel / *turn-angle* horizontal	vertical
11026	100	40	42	min. 72°	min. 20°
11043	100	40	32	min. 76°	min. 22°
74054	100	40	30,5	min. 76°	min. 20°

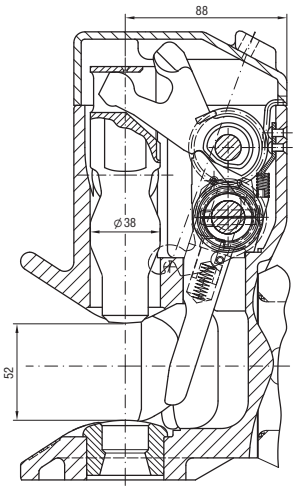

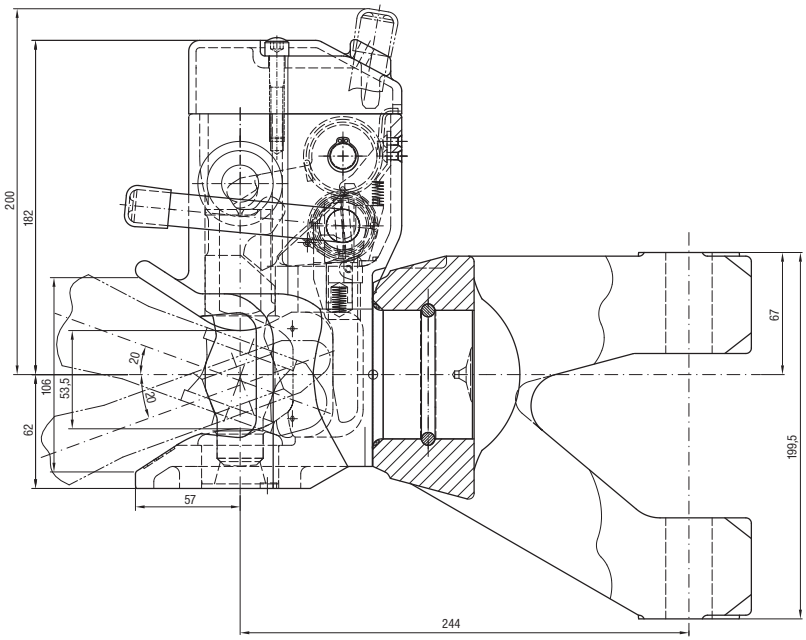

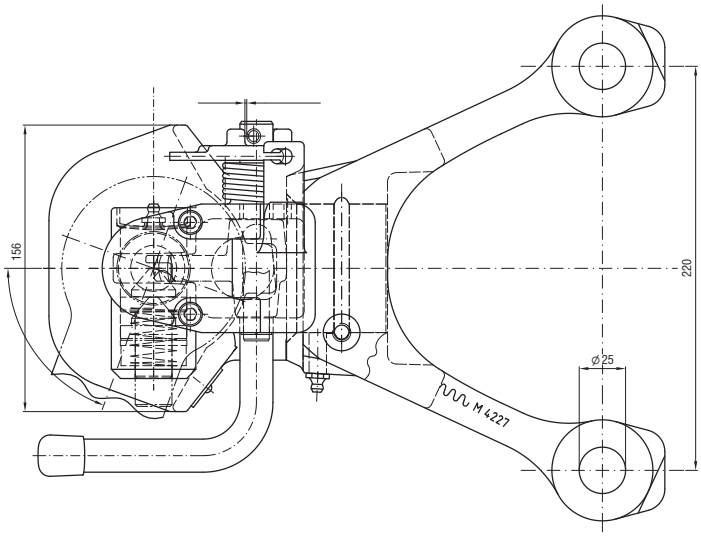

RO✶850 D

ANHÄNGEKUPPLUNG — *TOWING HITCH*



Technische Daten

- automatische Anhängekupplung mit Fahrstuhllager mit verschiedenen Spurweiten
- zylindrischer Kupplungsbolzen: ∅ 30,6 mm
- vorbereitet für mechanische Fernbedienung

Technical data

- *automatic towing hitch with height adjustable bearing and different track width*
- *cylindrical hitch pin: ∅ 30,6 mm*
- *prepared for mechanical remote control*

RO	Spurweite/*Track width* A,B,C (mm) SW	S (t)	D (kN)	ABG M	EG e1
850 D 10301	310/22/30	2,0	97,1	4882	0032
850 D 12301	312/22/30	2,0	84,3	9693	0245
850 D 23301	323/22/30	2,0	97,1	4882	0032
850 D 30301	330/25/32	2,0	97,1	4882	0032
850 D 36301	336/22/30	2,0	97,1	4882	0032
850 D 90301	390/25/32	2,0	98,1	9941	0424

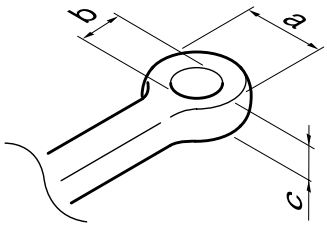

Zugösen — *Drawbar eyes*

DIN	a (mm)	b (mm)	c (mm)	Schwenkwinkel / *turn-angle* horizontal	vertical
11026	100	40	42	min. 72°	min. 20°
11043	100	40	32	min. 76°	min. 22°
74054	100	40	30,5	min. 76°	min. 20°

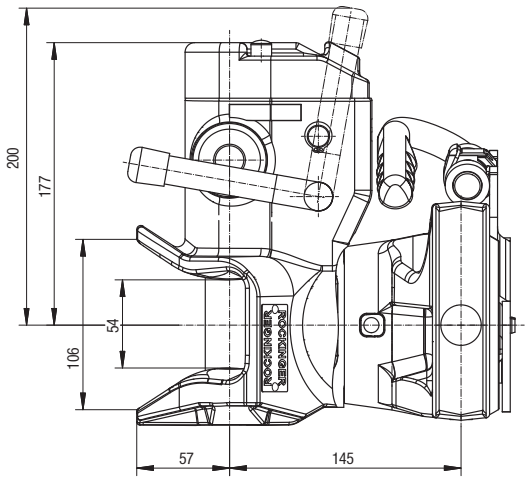

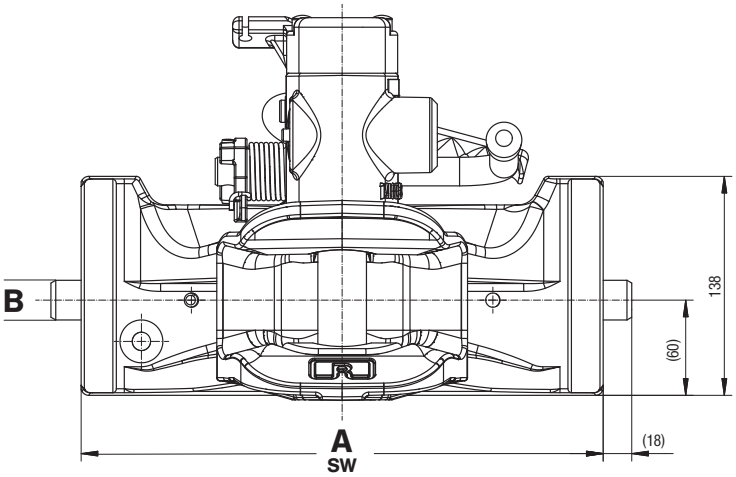

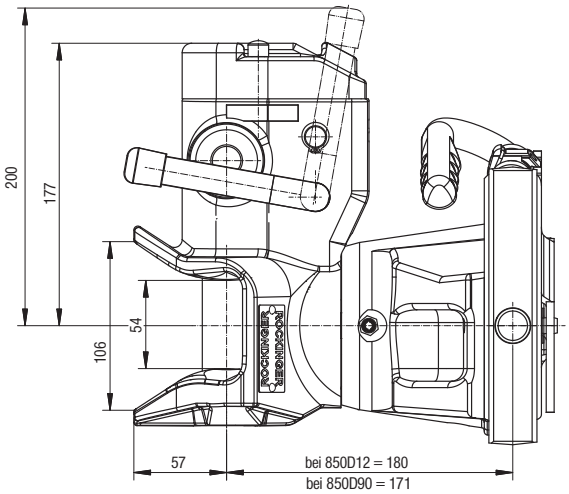

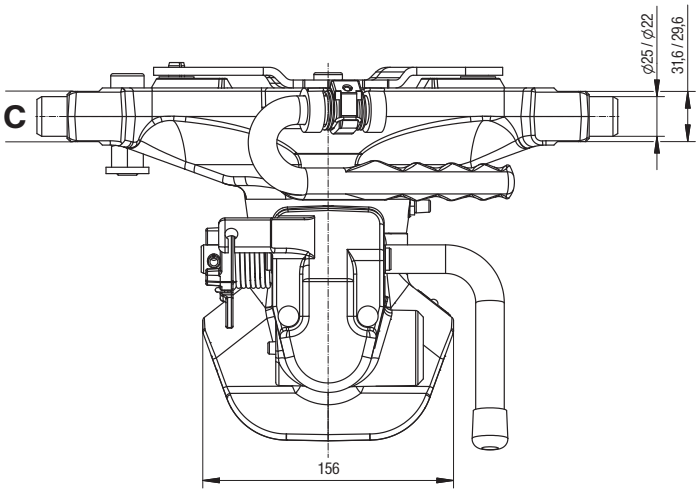

RO✶850 D für Kompakttraktoren / for compact tractors

ANHÄNGEKUPPLUNG — *TOWING HITCH*

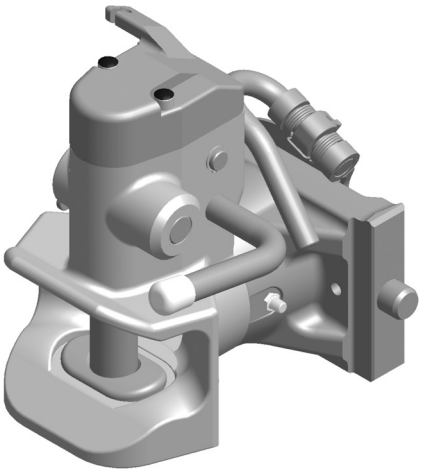

Technische Daten

- automatische Anhängekupplung mit Fahrstuhllager für Plantagen, Weinberg- und komunaltraktoren
- zylindrischer Kupplungsbolzen ∅ 30,6 mm
- vorbereitet für mechanische Fernbedienung

Technical data

- *automatic towing hitch with height adjustable bearing for use in plantations wineyards and municipal use*
- *cylindrical hitch pin: ∅ 30,6 mm*
- *prepared for mechanical remote control*

RO	Spurweite/*Track width* A,B,C (mm) SW	S (t)	D (kN)	ABG M	EG e1
850 D 0030 C	200/22/30	2	70	10004	0470
850 D 4230 C	242/22/30	2	70	10004	0470
850 D 7030 C	270/25/32	2	70	10004	0470

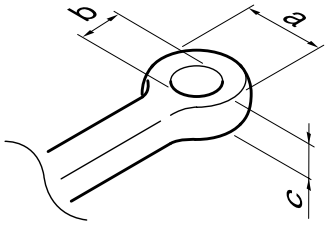

Zugösen — *Drawbar eyes*

DIN	a (mm)	b (mm)	c (mm)	Schwenkwinkel / *turn-angle* horizontal	vertical
11026	100	40	42	min. 72°	min. 20°
11043	100	40	32	min. 76°	min. 22°
74054	100	40	30,5	min. 76°	min. 20°

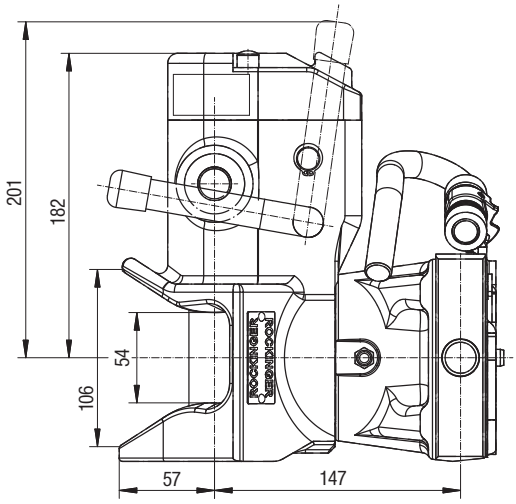

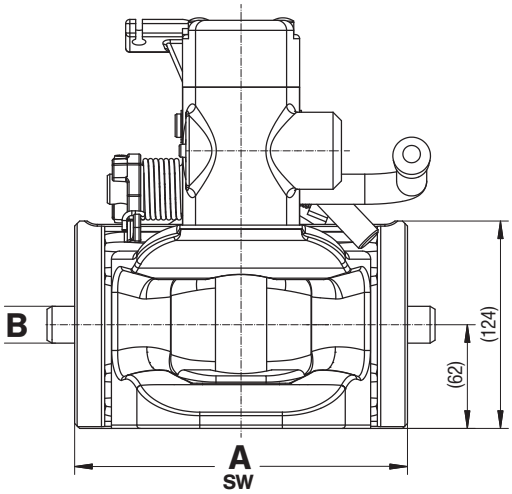

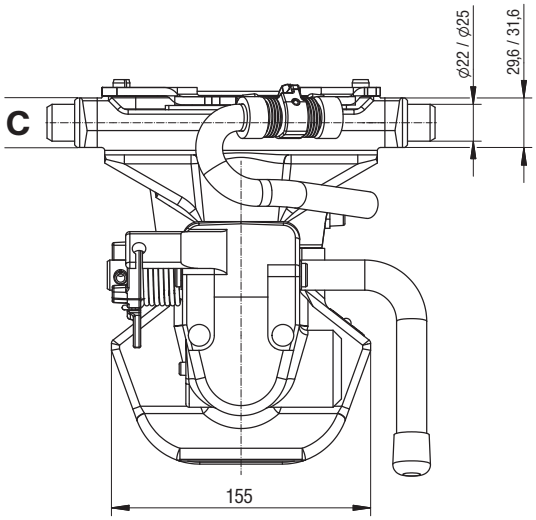

ANHÄNGEKUPPLUNG — *TOWING HITCH*



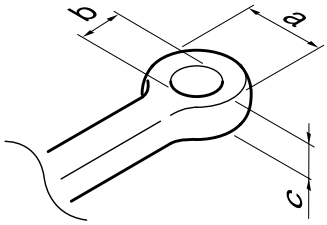

Technische Daten

- automatische Anhängekupplung mit Fahrstuhllager mit verschiedenen Spurweiten
- balliger Kupplungsbolzen: ⌀ 38 mm
- vorbereitet für mechanische Fernbedienung

Technical data

- *automatic towing hitch with height adjustable bearing and different track width*
- *crowned hitch pin ⌀ 38 mm*
- *prepared for mechanical remote control*

RO	Spurweite/*Track width* A,B,C (mm) SW	S (t)	D (kN)	ABG	EG e1
860 D 10301	310/22/30	2,0	97,1	N 3150	0086
860 D 12301	312/22/30	2,0	84,3	M 9693	0245
860 D 23301	323/22/30	2,0	97,1	N 3150	0086
860 D 30301	330/25/32	2,0	97,1	N 3150	0086
860 F 30301*	330/20/30	2,0	97,1	N 3150	0086
860 D 36301	336/22/30	2,0	97,1	N 3150	0086
860 D 90301	390/25/32	2,0	98,1	M 9941	0424

* für CBM Böcke — * for CBM ladders

Zugösen — *Drawbar eyes*

DIN	a (mm)	b (mm)	c (mm)	Schwenkwinkel / *turn-angle* horizontal	vertical
11026	100	40	42	min. 72°	min. 20°
11043	100	40	32	min. 76°	min. 22°
74054	100	40	30,5	min. 76°	min. 20°

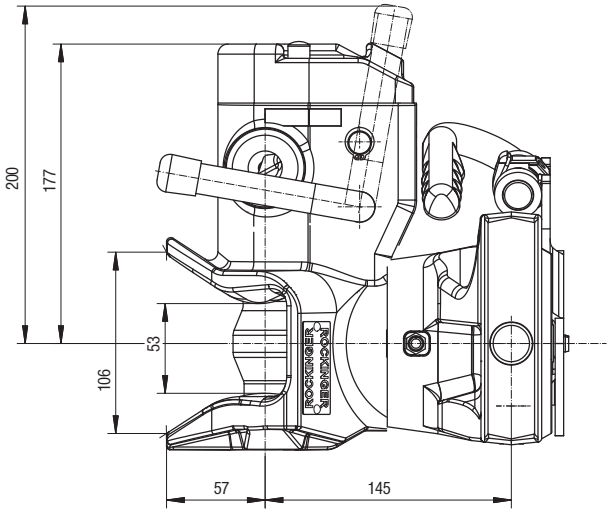

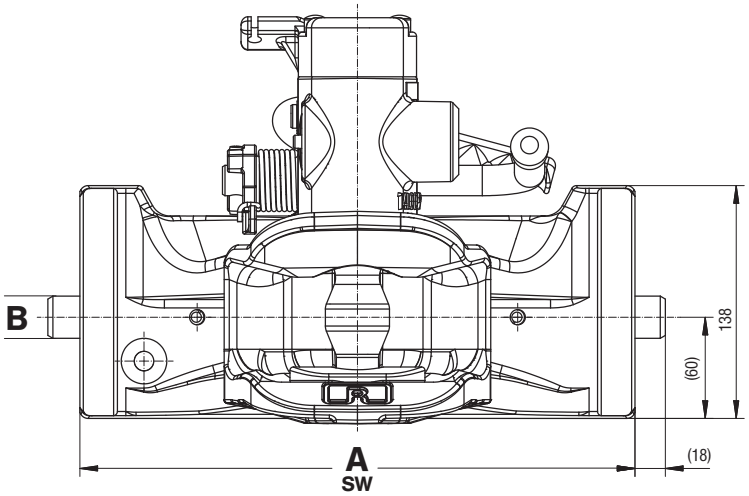

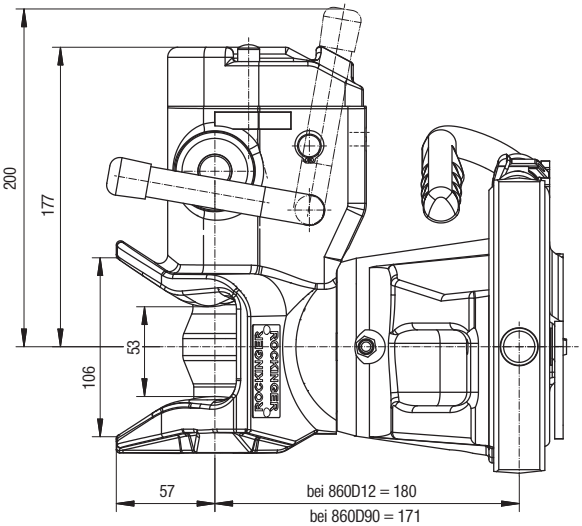

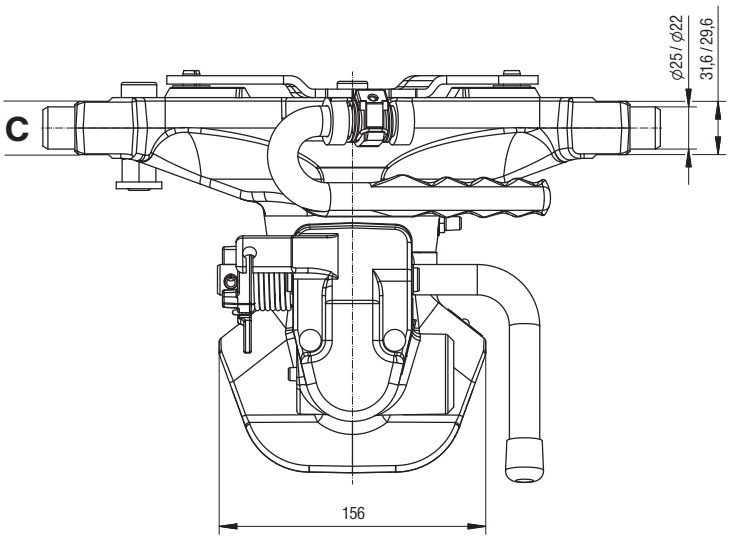

RO✶860 D für Kompakttraktoren / for compact tractors

ANHÄNGEKUPPLUNG — *TOWING HITCH*



Technische Daten

- automatische Anhängekupplung mit Fahrstuhllager für Plantagen, Weinberg- und Kommunaltraktoren
- balliger Kupplungsbolzen ∅ 38 mm
- vorbereitet für mechanische Fernbedienung

Technical data

- *automatic towing hitch with height adjustable bearing for use in plantations wineyards and municipal use*
- *crowned hitch pin: ∅ 38 mm*
- *prepared for mechanical remote control*

RO	Spurweite/*Track width* A,B,C (mm) SW	S (t)	D (kN)	ABG M	EG e1
860 D 0030 C	200/22/30	2	70	10004	0470
860 D 4230 C	242/22/30	2	70	10004	0470
860 D 7030 C	270/25/32	2	70	10004	0470

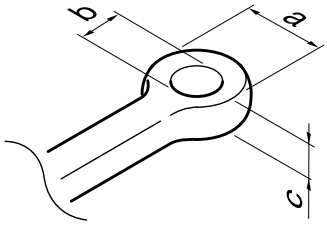

Zugösen — *Drawbar eyes*

DIN	a (mm)	b (mm)	c (mm)	Schwenkwinkel / *turn-angle* horizontal	vertical
11026	100	40	42	min. 72°	min. 20°
11043	100	40	32	min. 76°	min. 22°
74054	100	40	30,5	min. 76°	min. 20°

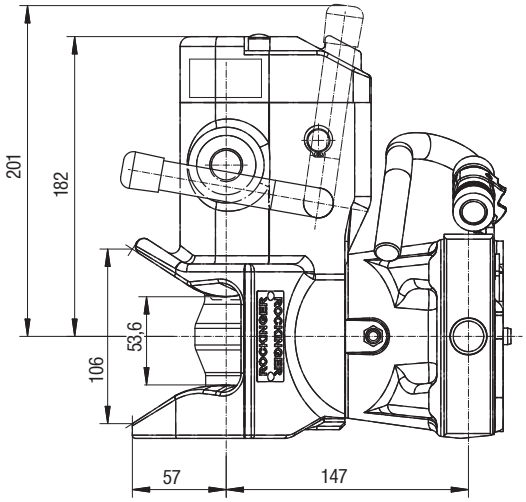

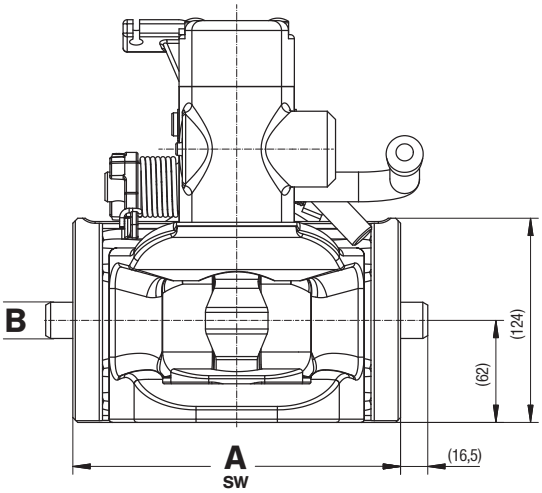

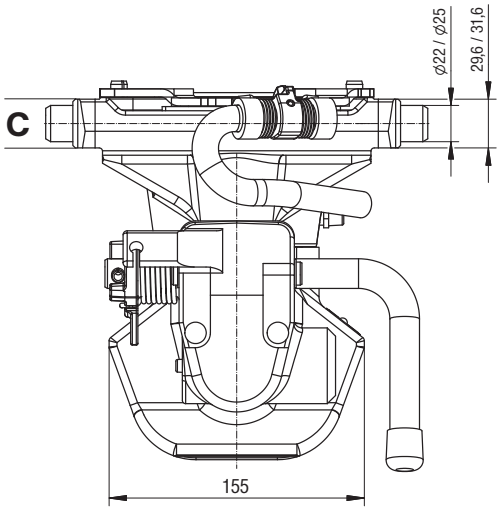

RO✶873 B

ANHÄNGEKUPPLUNG — *TOWING HITCH*

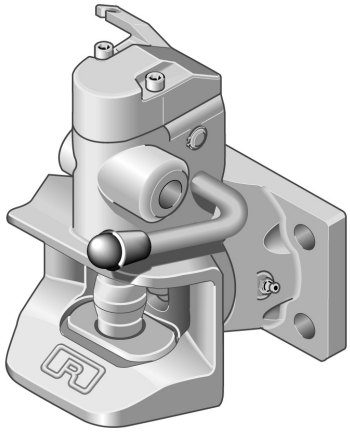

Technische Daten

- automatische Anhängekupplung mit Flansch
- für alle Zugösen
- balliger Kupplungsbolzen: ⌀ 36 mm
- vorbereitet für mechanische Fernbedienung

Technical data

- *automatic towing hitch with flange*
- *for all drawbar eyes*
- *crowned hitch pin: ⌀ 36 mm*
- *prepared for mechanical remote control*

RO	Lochbild/ *Hole pattern* (mm)	S (t)	D (kN)	ABG M	EG e1
873B30300	120x 55	1,5	50	M9735	0277
873B40300	140x 80	2,0	78,2	N3151	0085
873B50300	160x100	2,0	89,3	N3152	0120

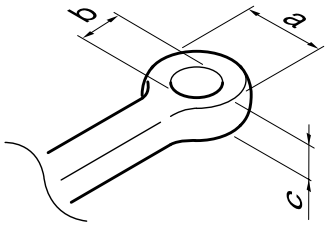

Zugösen — *Drawbar eyes*

DIN	a (mm)	b (mm)	c (mm)	Schwenkwinkel / *turn-angle* horizontal	vertical
11026	100	40	42	min. 72°	min. 20°
11043	100	40	32	min. 76°	min. 22°
74053	115	50	45	min. 78°	min. 20
74054	100	40	30,5	min. 76°	min. 20
Schweiz/Swiss	115	40	40	min. 76°	min. 20

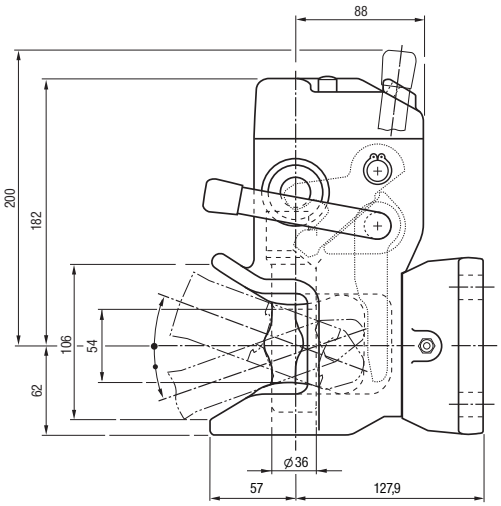

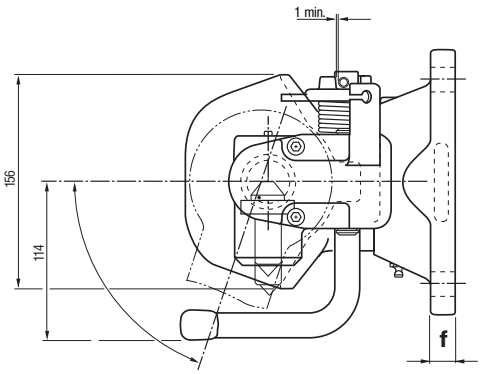

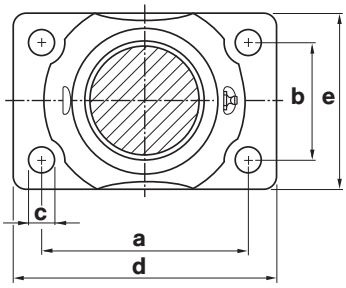

RO	a (mm)	b (mm)	c (mm)	d (mm)	e (mm)	f (mm)
873 B 30	120	55	15	155	90	16
873 B 40	140	80	17	180	120	21
873 B 50	160	100	21	200	140	20

ANHÄNGEKUPPLUNG / *TOWING HITCH*



Technische Daten

- automatische Anhängekupplung mit Fahrstuhllager
- für alle Zugösen
- balliger Kupplungsbolzen: ∅ 36 mm
- vorbereitet für mechanische Fernbedienung

Technical data

- *automatic towing hitch with hight adjustable bearing*
- *for all drawbar eyes*
- *crowned hitch pin ∅ 36 mm*
- *prepared for mechanical remote control*

RO	Spurweite/*Track width* A,B,C (mm) (Sw)	S (t)	D (kN)	ABG	EG e1
873 D 10301	310/22/30	2,0	97,1	N 3150	0086
873 D 12301	312/22/30	2,0	84,3	M 9693	0245
873 D 23301	323/22/30	2,0	97,1	N 3150	0086
873 D 30301	330/25/32	2,0	97,1	N 3150	0086
873 D 36301	336/22/30	2,0	97,1	N 3150	0086
873 D 90301	390/25/32	2,0	98,1	M 9941	0424

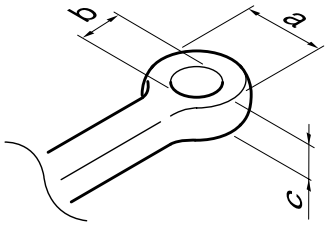

Zugösen / *Drawbar eyes*

DIN	a (mm)	b (mm)	c (mm)	Schwenkwinkel / *turn-angle* horizontal	vertical
11026	100	40	42	min. 72°	min. 20°
11043	100	40	32	min. 76°	min. 22°
74053	115	50	45	min. 78°	min. 20
74054	100	40	30,5	min. 76°	min. 20
Schweiz/Swiss	115	40	40	min. 76°	min. 20

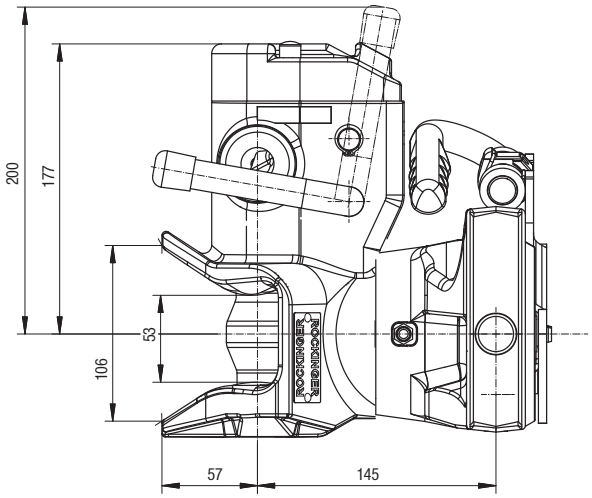

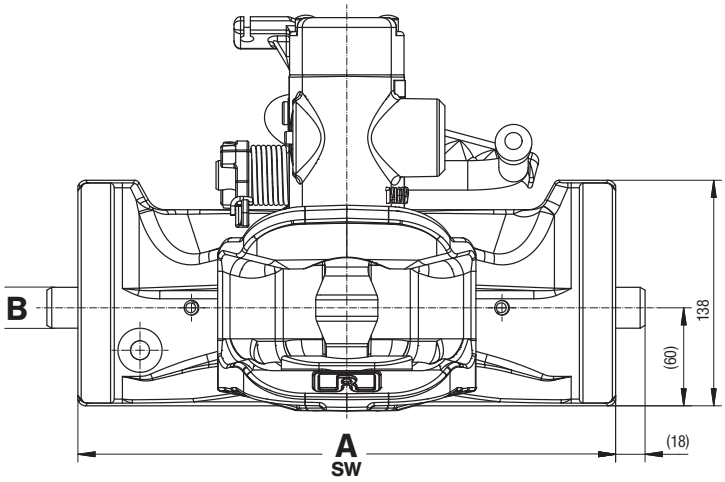

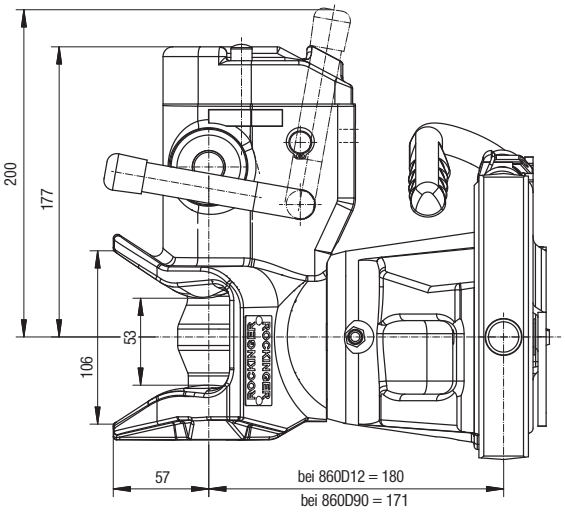

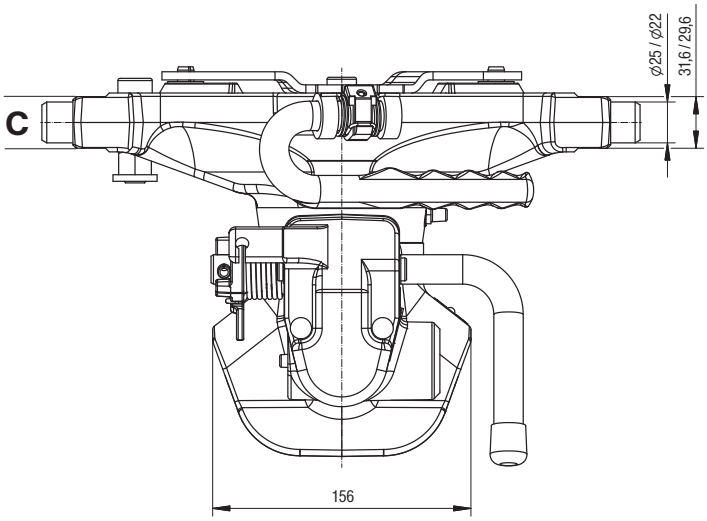

ANHÄNGEBOCK *LADDER*

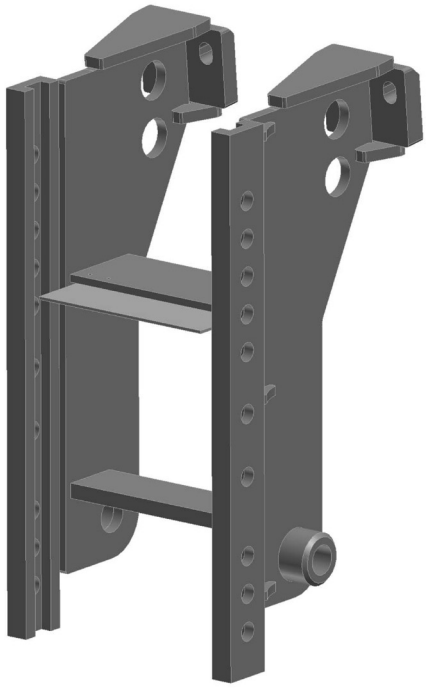

Technische Daten

- Anhängebock für höhenverstellbare Kupplungen
- nur für JCB FASTRAC
- Typ 70216 Ausf. A bis F

Technical data

- *Ladder for height-adjustable hitches*
- *only for JCB FASTRAC*
- *Type 70216, version A to F*

RO	Spurweite/*Track width* (mm)	S (t)	D (kN)	ABG M	EG e1	JCB
880 A 01022[1]	330	2/2,5	71,6/82,4	4809	–	3000
880 A 02122[2]	330	2/2,5	71,6/82,4	4809	–	3000
880 A 03022[3]	330	2/2,5	71,6/82,4	4809	–	3000
880 A 04022[1]	330	2/2,5	71,6/82,4	4809	–	2000
880 A 05122[2]	330	2/2,5	71,6/82,4	4809	–	2000
880 A 06022[3]	330	2/2,5	71,6/82,4	4809	–	2000

[1] = lang/long [2] = kurz/short [3] = mittel/medium

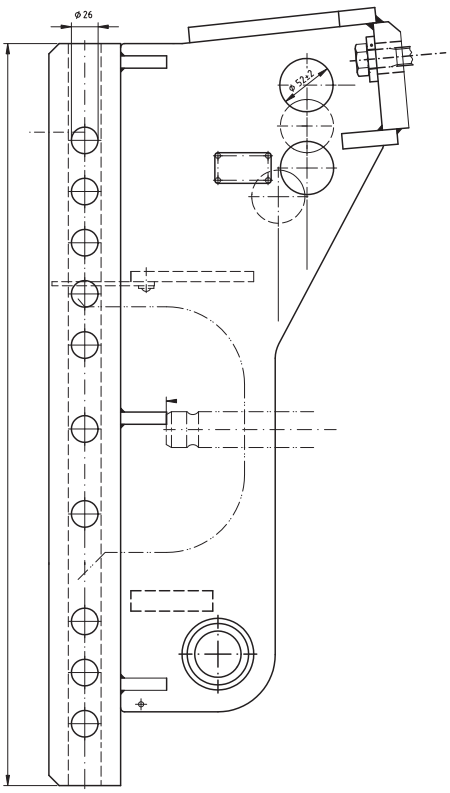

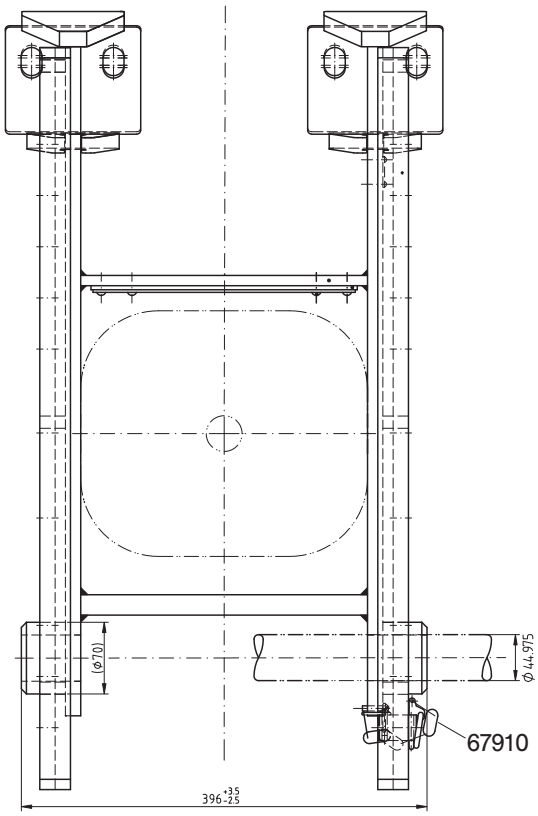

ANHÄNGEBOCK / *LADDER*

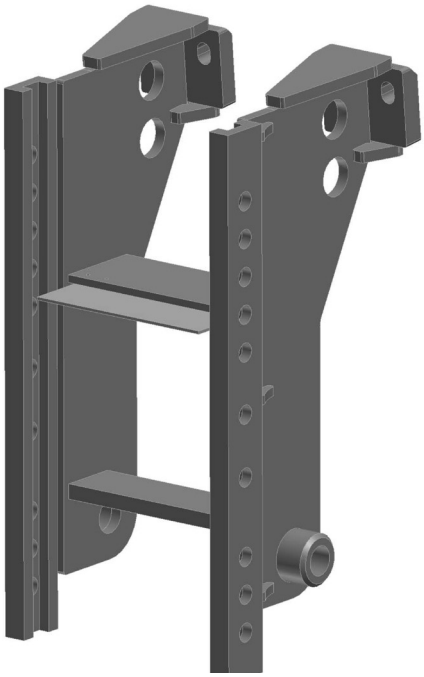

Technische Daten

- Anhängebock für höhenverstellbare Kupplungen
- nur für JCB FASTRAC 3000

Technical data

- *Ladder for height-adjustable hitches*
- *only for JCB FASTRAC 3000*

RO	Spurweite/ *Track width* (mm)	S (t)	D (kN)	ABG M	EG e1
880 A 3212C[1]	330	2/3	89,3	–	–
880 A 3222C[2]	330	2/3	89,3	–	–

[1] = lang/long [2] = kurz/short

● Rahmen / ● *Frame*				
88 ZR 3202 C	4	89,3	–	–

● Zugpendel / ● *Swinging drawbar*				
801 L 3202 C	1,5/1,8	89,3	–	–

● Zugpendel mit Kugel / ● *Swinging drawbar with ball*				
825 L 06301	4	89,3	–	–
825 L 06601*	4	89,3	–	–

* mit Zwangslenkung / ** with forced steering*





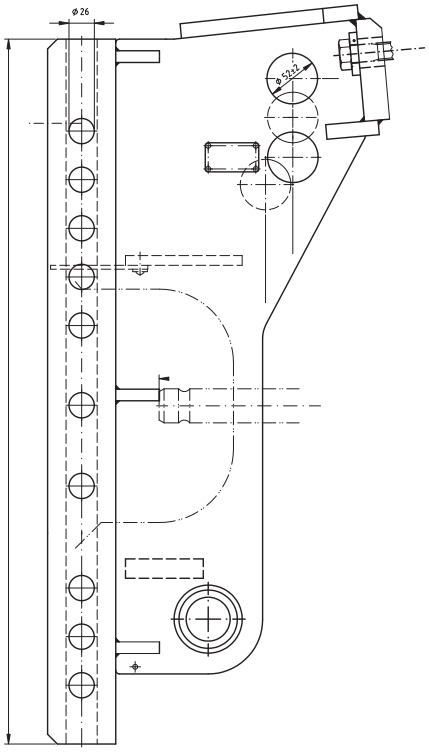

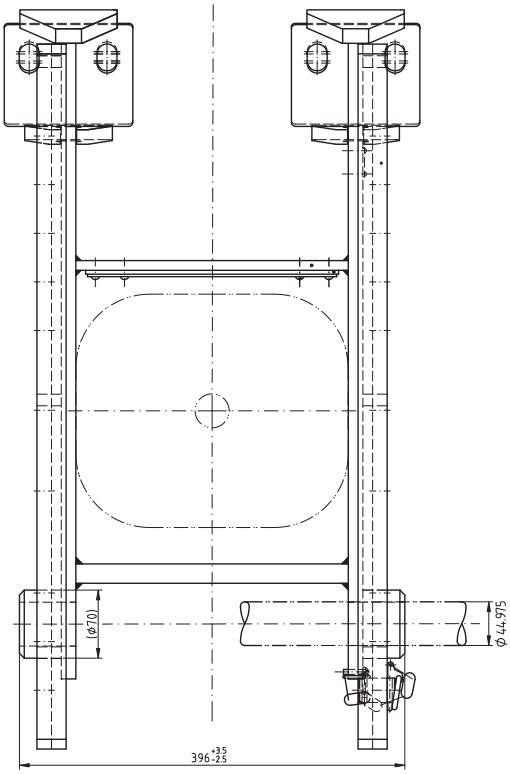

ANHÄNGEBOCK / *LADDER*

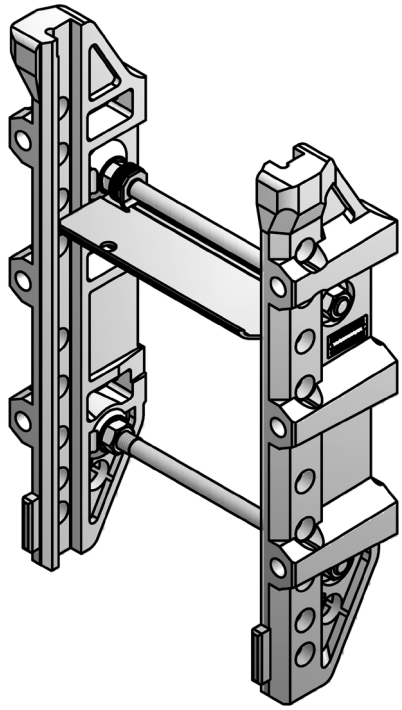

Technische Daten

- Anhängebock für höhenverstellbare Kupplungen
- Typ 70397 Ausf. A – B

Technical data

- *Ladder for height-adjustable hitches*
- *Type 70397, version A – B*

RO	Spurweite/ *Track width* (mm)	S (t)	D (kN)	ABG M	EG e1
880 A 08042[1]	330	2	89,3	4776	0149
880 A 09142[2]	330	2	89,3	4776	0149

[1]) 6 Befestigungsbohrungen
[2]) kurze Ausführung

[1]) 6 Fastening holes
[2]) short version

für höhenverstellbare Kugel / ***for height adjustable ball***

RO	S (t)	D (kN)	ABG M	EG e1
825 A 3030C	3[1]	89,3	9674	0231
74L044	3	89,3	9887	0400

für höhenverstellbaren Piton-Fix / ***for height adjustable Piton-Fix***

RO	S (t)	D (kN)	ABG M	EG e1
820 A 3030C	3[1]	89,3	9896	0399

[1] unterhalb der Zapfwelle

[1] below PTO

Befestigungssatz ROE 71352 ***Fastening kit*** *ROE 71352*

880 A 08

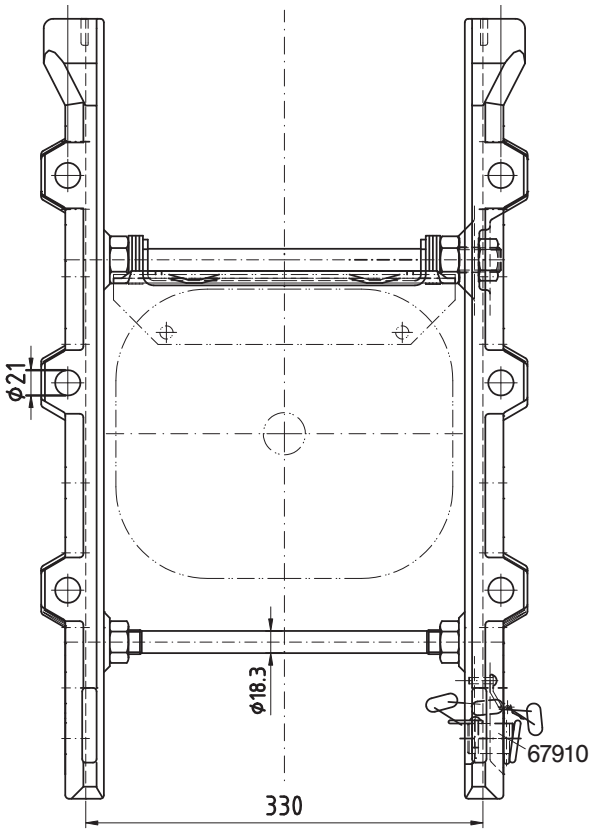

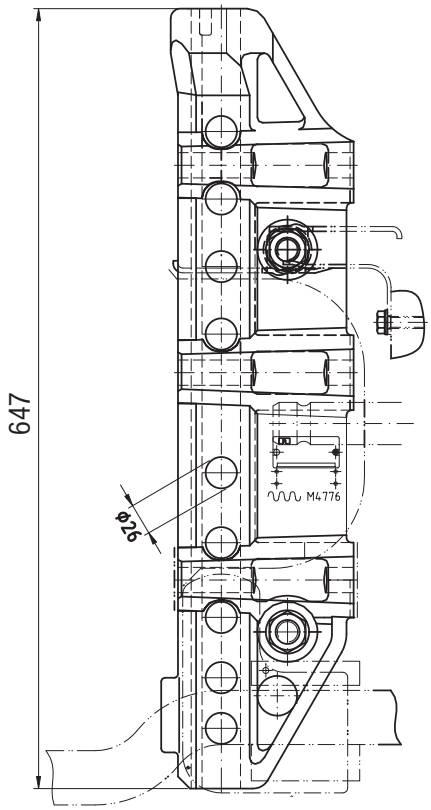

880 A 09

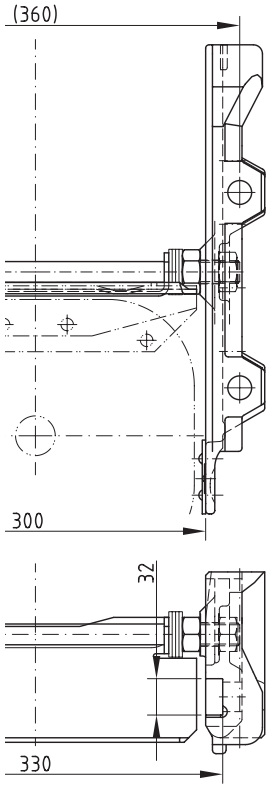

RO✶880 C 01 John Deere Serie 6000, 7000 + 8000

ANHÄNGEBOCK *LADDER*

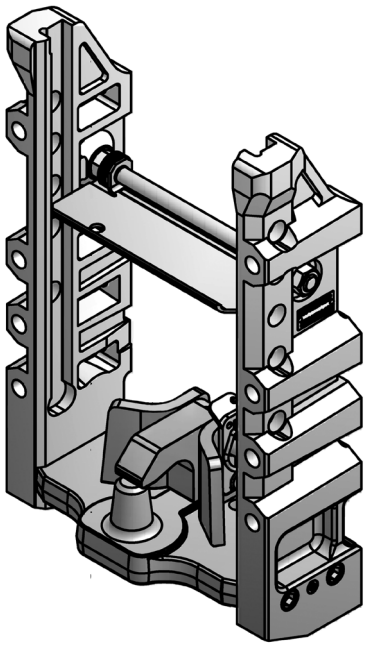

Technische Daten

- Anhängebock für höhenverstellbare Kupplungen
- mit fest eingebautem Piton-Fix
- Typ 70397 Ausf. C

Technical data

- *Ladder for height-adjustable hitches*
- *with built-in Piton-Fix*
- *type 70397 version C*

RO	Spurweite/ *Track width* (mm)	S (t)	D (kN)	ABG M	EG e1
880 C 0114 C	330	2	89,3	4776	0149
883 C 0114 C*	330	2	89,3	4776	0149
880 E 01140*	330	2	89,3	4776	0149
für Piton-Fix			***for Piton-Fix***		
		3	89,3	4776	0149

* mit Zugpendelauflage

** with drawbar support*

E-Teile:

- Platte mit Piton-Fix ROE 74 L088
- Niederhalter ROE 75 L110
- Zugpendelauflage ROE 75 L125
- Befestigungssatz ROE 71352

Spare parts:

- *Plate with Piton-Fix ROE 74 L088*
- *Keeper ROE 75 L110*
- *drawbar bracket ROE 75 L125*
- *Fastening kit ROE 71352*

74 L018 JD Zwangslenkung (rechts)
74 L019 JD Zwangslenkung (links)
74 L023 JD Zwangslenkung (beidseitig)

74 L018 JD *forced steering (right)*
74 L019 JD *forced steering (left)*
74 L023 JD *forced steering (both sides)*

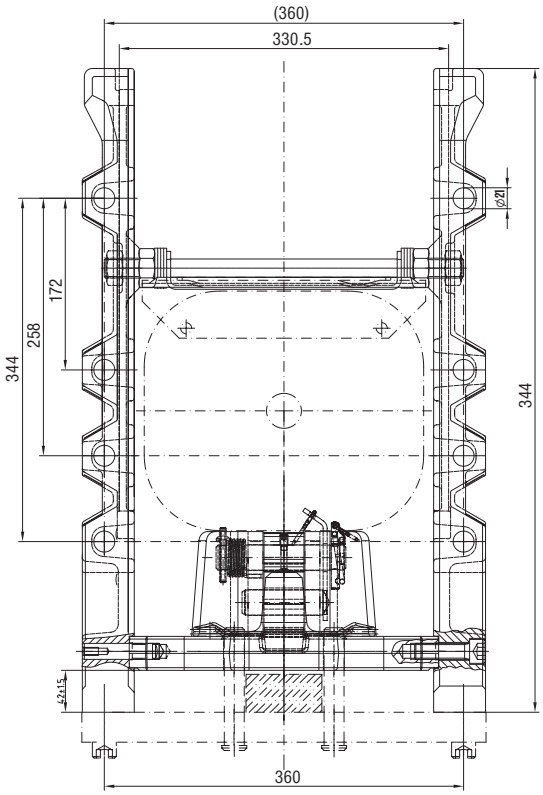

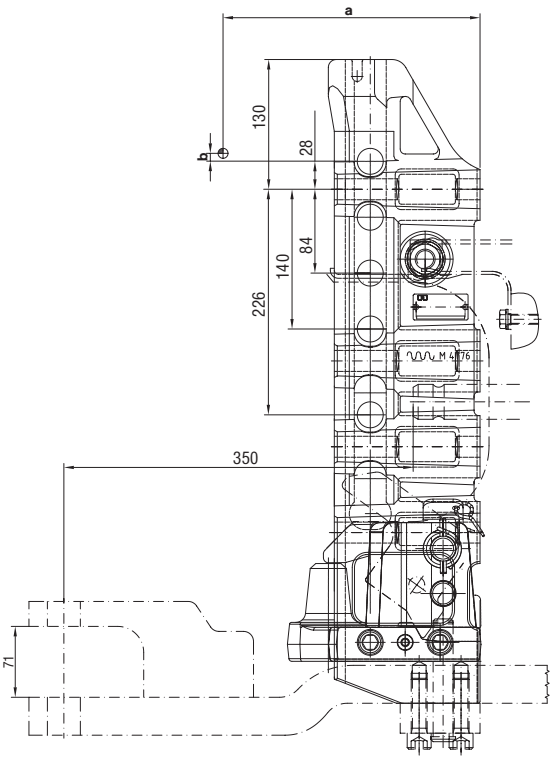

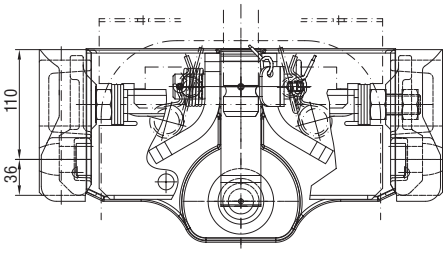

ANHÄNGEBOCK / *LADDER*

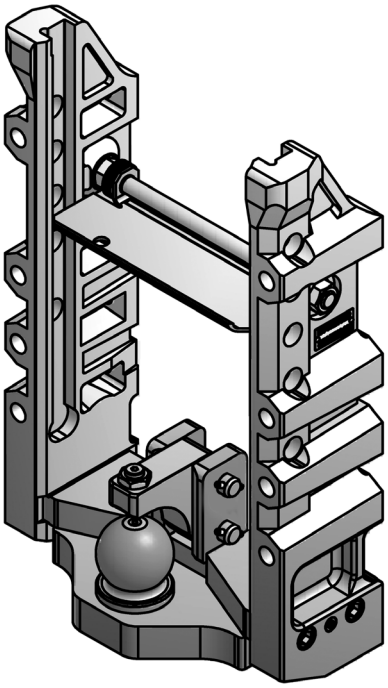

Technische Daten

- Anhängebock für höhenverstellbare Kupplungen
- mit fest eingebauter Kugelkupplung
- Typ 70397 Ausf. D

Technical data

- *Ladder for height-adjustable hitches*
- *with built-in ball hitch*
- *type 70397 version D*

RO	Spurweite/ *Track width* (mm)	S (t)	D (kN)	ABG M	EG e1
880 K 01140	330	2/4*	89,3/93,6	4776	0149

* für Kugelkupplung / ** for ball hitch*

E-Teile:

- Platte mit Kugel **1** ROE 75 L003
- Montagesatz Platte **2** ROE 74 L082
- Kugel ROE 71177
- Klinke ROE 71179
- Staubkappe ROE 25522

Spare parts:

- *Plate with ball **1*** *ROE 75 L003*
- *Mounting kit plate **2*** *ROE 74 L082*
- *Ball* *ROE 71177*
- *Handle* *ROE 71179*
- *Dust cap* *ROE 25522*

Befestigungssatz ROE 71352

Fastening kit *ROE 71352*

Zwangslenkung / *forced steering*
880 K 01140

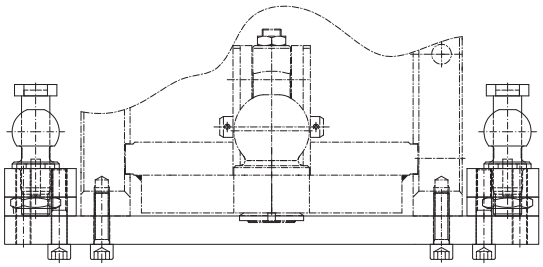

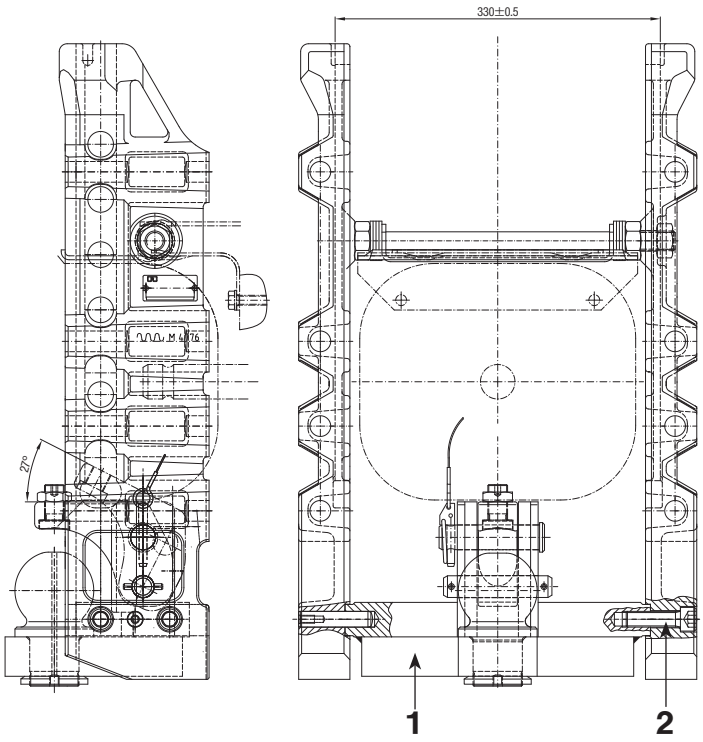

Zwangslenkung **74 L018 JD** (rechts) — *forced steering **74 L018 JD** (right)*
Zwangslenkung **74 L019 JD** (links) — *forced steering **74 L019 JD** (left)*
Zwangslenkung **74 L023 JD** beidseitig — *forced steering **74 L023 JD** (both sides)*

ANHÄNGEBOCK *LADDER*

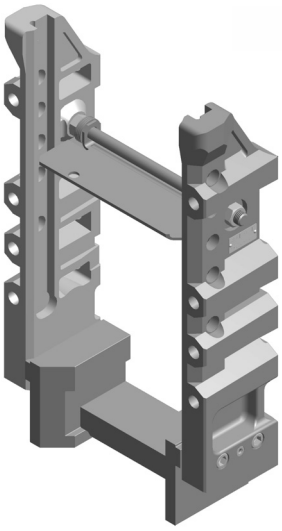

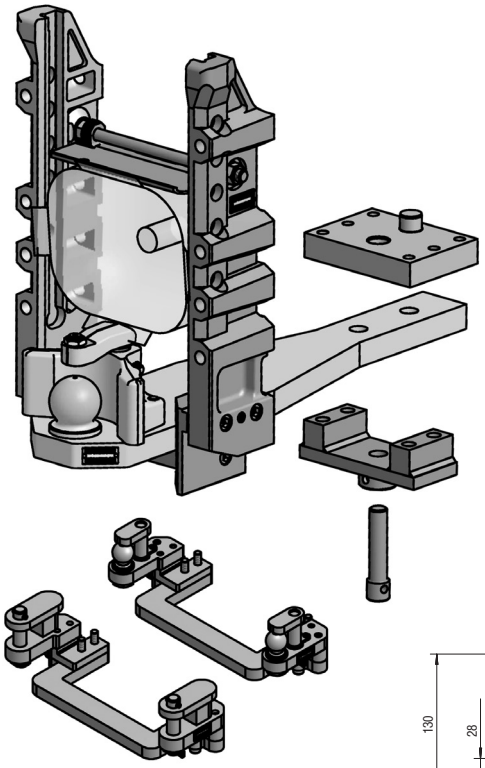

Technische Daten

- Anhängebock für höhenverstellbare Kupplungen
- mit Rahmen für Zugpendel mit Kugel oder Piton-Fix
- Heavy Duty System

Technical data

- *Ladder for high adjustable hitches*
- *with frame for drawbars with ball-hitch or Piton-Fix*
- *Heavy duty system*

RO	Spurweite *Track width* (mm)	S (t)	D (kN)	ABG M	EG e1
880 R 3304C	330	2	89,3	4776	0149
● Zugpendel mit Piton-Fix / ● *Drawbar with Piton-Fix*					
820 R 3334C		4	89,3	9958	0432
820 R 3734C		4	89,3	9958	0432
● Zugpendel mit Kugel / ● *Drawbar with ball*					
825 L 3334C		4	89,3	9958	0432
825 L 3734C		4	89,3	9958	0432

E-Teile:

Rahmen ROE 75L124

Spare parts:

Frame *ROE 75L124*

ROE 70 L467 **75 mm Adapterplatte mit Zugpendelhalter und 27,5 mm Bolzen für JD 6100-6630**
75 mm Adapter plate with mounting drawbar and 27,5 mm pin for JD 6100-6630

ROE 70 L468 **53 mm Adapterplatte mit Zugpendelhalter und 27,5 mm Bolzen für JD 6800-6930, 7000-7530**
53 mm Adapter plate with mounting drawbar and 27,5 mm pin for JD 6800-6930, 7000-7530

ROE 70 L351 **30 mm Adapterplatte mit Zugpendelhalter und 27,5 mm Bolzen für JD 7730 7830, 7930**
30 mm Adapter plate with mounting drawbar and 27,5 mm pin for JD 7730 7830, 7930

ROE 70 L306 **63 mm Adapterplatte mit Zugpendelhalter und 31,5 mm Bolzen für JD 8 R, 8245-8345**
63 mm Adapter plate with mounting drawbar and 31,5 mm pin for JD 8 R, 8245-8345

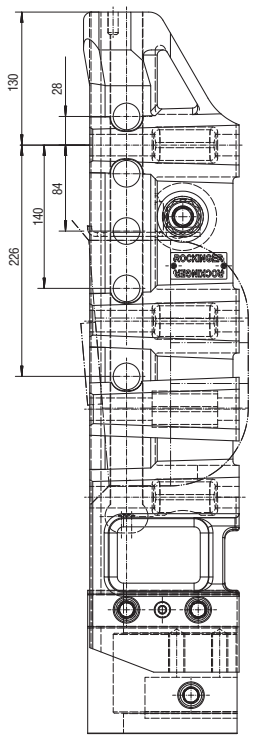

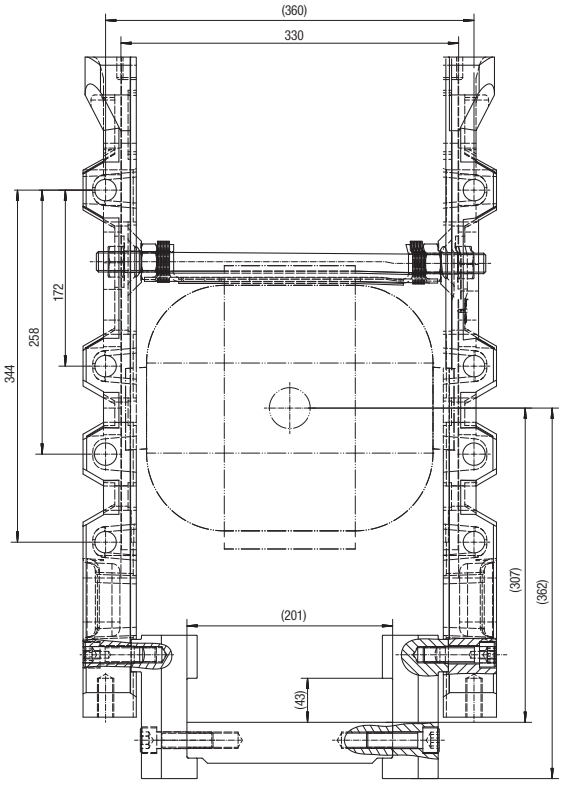

RO✶880 A 11 John Deere 5020, 5 R

ANHÄNGEBOCK *LADDER*

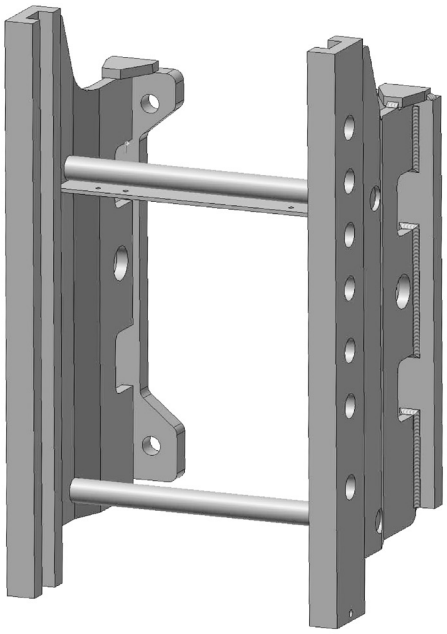

Technische Daten

- Anhängebock für höhenverstellbare Kupplungen
- für John Deere Serie 5080, 5090, 5100 + 5620, 5820

Technical data

- *Ladder for height-adjustable hitches*
- *for John Deere series 5080, 5090, 5100 + 5620, 5820*

RO	Spurweite/ *Track width* (mm)	S (t)	D (kN)	ABG M	EG e1
880 A1104 C	330	2	65,7	9737	0278

Befestigungssatz ROE 71435 *Fastening kit ROE 71435*

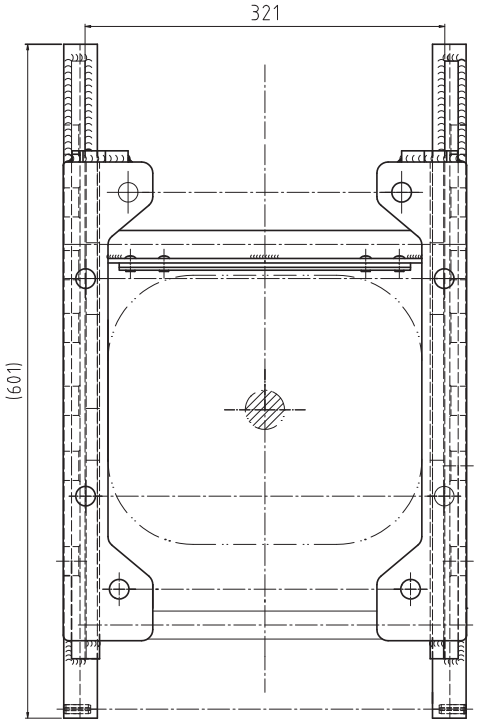

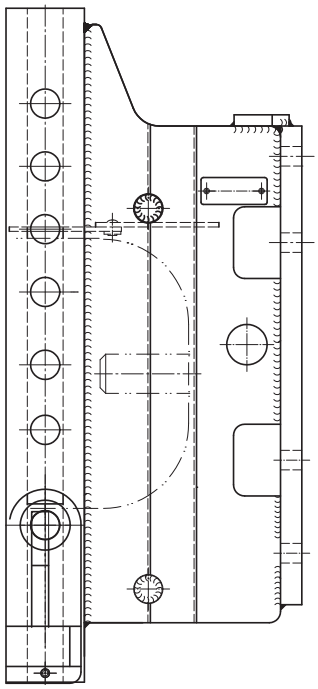

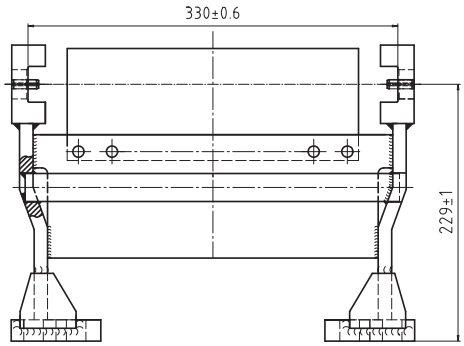

ANHÄNGEBOCK / *LADDER*

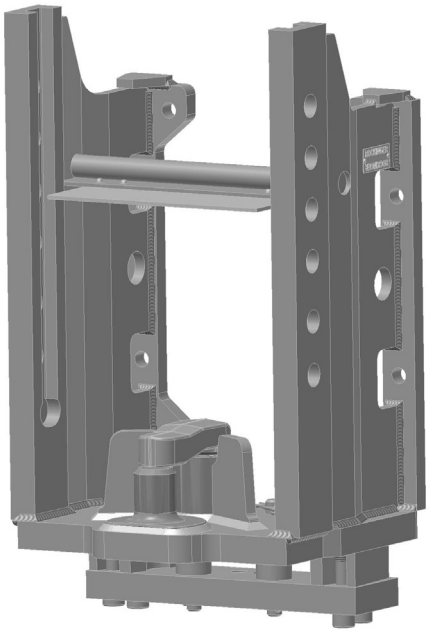

Technische Daten

- Anhängebock für höhenverstellbare Kupplungen
- mit fest eingebautem Piton-Fix
- für John Deere Serie 5080, 5090, 5100 + 5620, 5820

Technical data

- *Ladder for height-adjustable hitches*
- *with Piton-Fix*
- *for John Deere series 5080, 5090, 5100 + 5620, 5820*

RO	Spurweite/ *Track width* (mm)	S (t)	D (kN)	ABG M	EG e1
880 C 11040[1]	330	2	65,7	9737	0278
880 E 11040[2]	330	2	65,7	9737	0278

[1] mit fest eingebautem Piton-Fix
[2] mit fest eingebautem Piton-Fix + Zugpendelauflage

[1] with built in Piton-Fix
[2] with built in Piton-Fix + drawbar support

Befestigungssatz ROE 71435 / *Fastening kit ROE 71435*

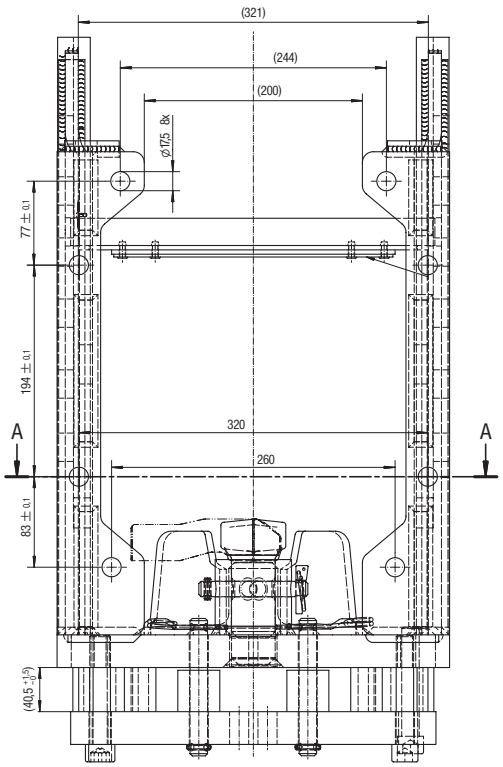

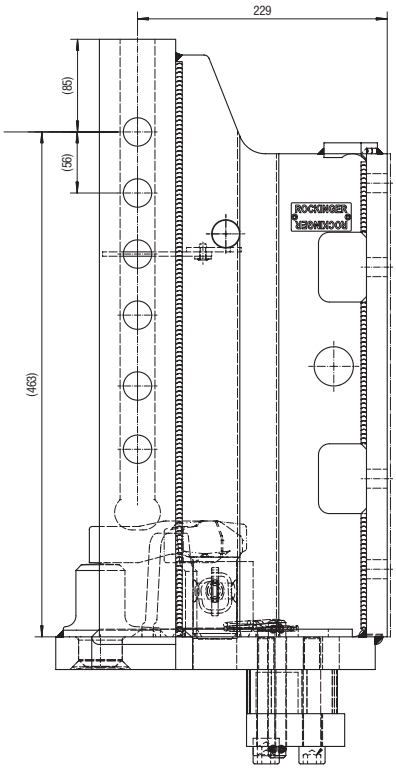

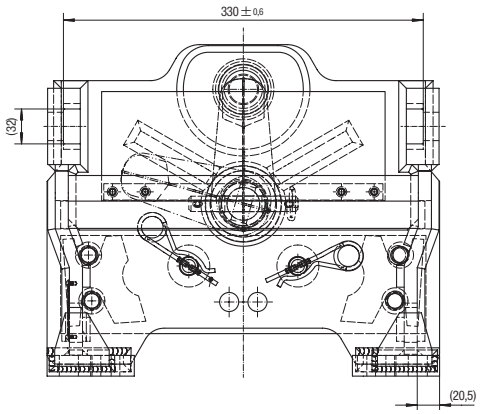

ANHÄNGEBOCK *LADDER*

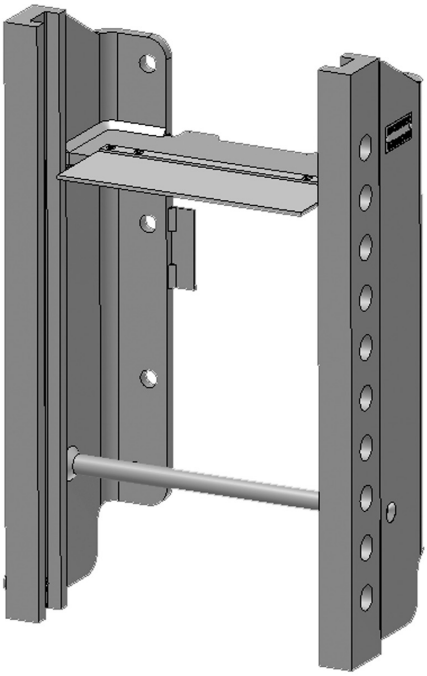

Technische Daten

- Anhängebock für höhenverstellbare Kupplungen
- nur für John Deere 5 M Serie 5070, 5080, 5100

Technical data

- *Ladder for height-adjustable hitches*
- *only for John Deere 5M series 5070, 5080, 5100*

RO	Spurweite/ *Track width* (mm)	S (t)	D (kN)	ABG M	EG e1
880 A 2904 C	330	2	48,5	ja	ja

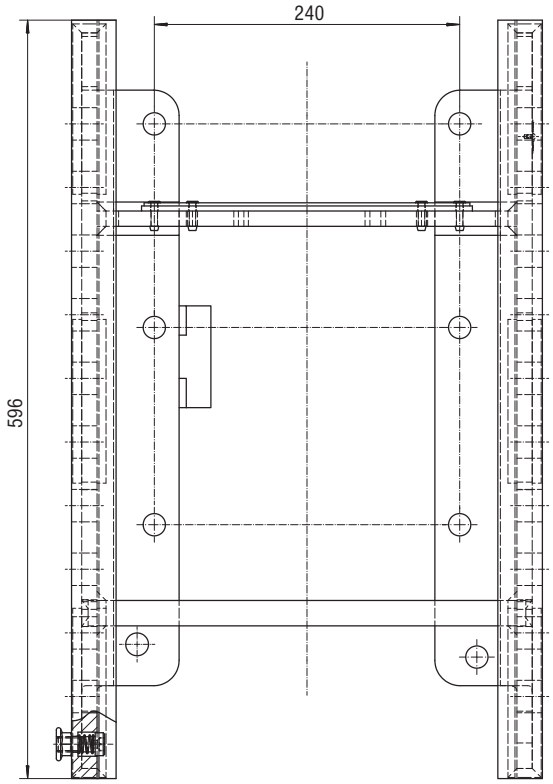

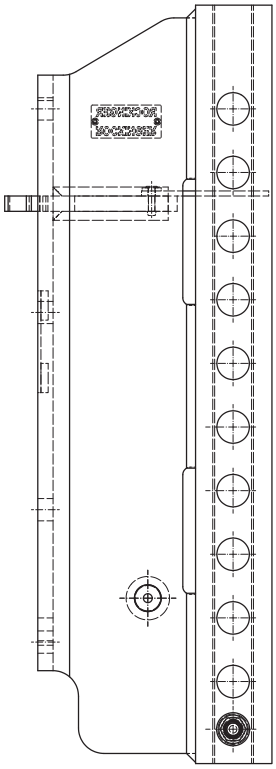

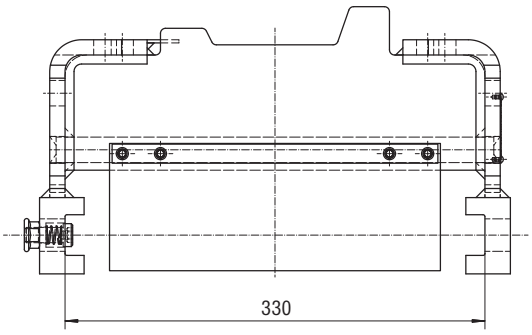

ANHÄNGEBOCK *LADDER*

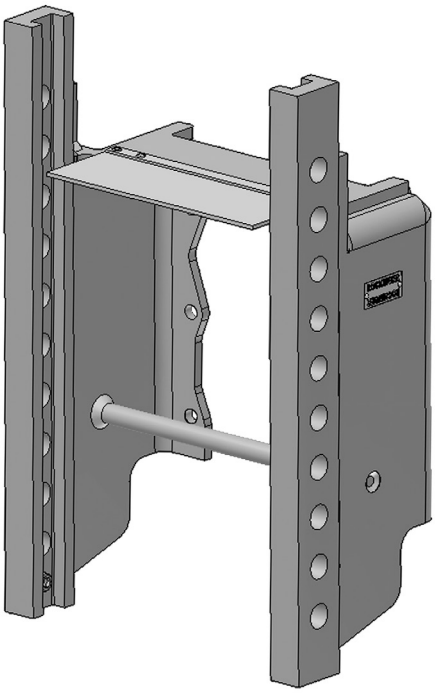

Technische Daten

- Anhängebock für höhenverstellbare Kupplungen
- nur für John Deere 5 E Serie 5065, 5056, 5075

Technical data

- *Ladder for height-adjustable hitches*
- *only for John Deere 5 E series 5055, 5065, 5075*

RO	Spurweite/ *Track width* (mm)	S (t)	D (kN)	ABG M	EG e1
880 A 3004 C	330	1	20	–	ja

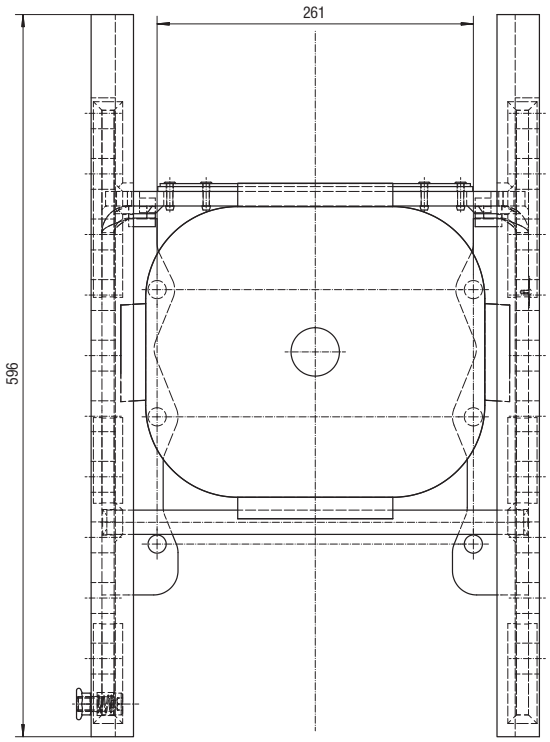

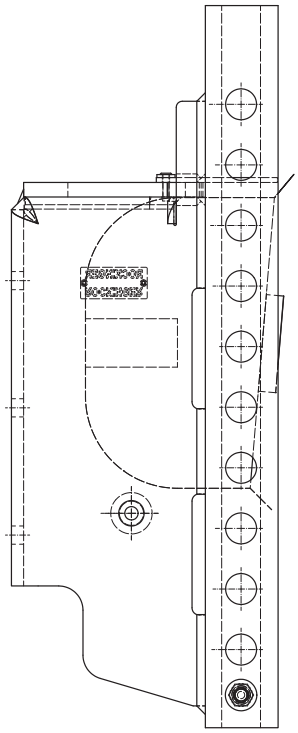

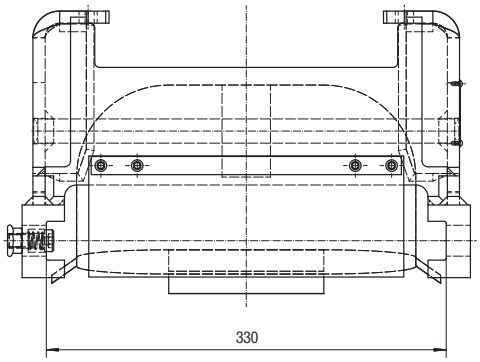

ANHÄNGEBOCK / *LADDER*

Technische Daten

- Anhängebock für höhenverstellbare Kupplungen

Technical data

- *Ladder for height-adjustable hitches*

RO	Spurweite/ *Track width* (mm)	S (t)	D (kN)	ABG M	EG e1
880 A 12000	330	2/3*	98,1	9975	0443

* unterhalb der Zapfwelle

** below PTO*

Für Traktoren mit ZF 7300 / *For tractors with ZF 7300*

Deutz	**Agrotron**	210, 215, 230, 235, 260, 265, 280
Deutz	**Agrotron MK II**	230, 260
Deutz	**Agrotron MK III**	205, 230, 260
Deutz	**Agrotron X**	710, 720
Lamborghini	**R8**	215, 230,265, 270
Lamborghini	**Victory**	230, 260
Lamborghini	**Victory Plus**	230, 260
Same	**Diamond**	215, 230, 265,270
Same	**Diamond II**	230, 260
Terrion	**ATM 5000**	5220, 5250, 5280
Valtra	**S-Serie**	230, 240,260, 280

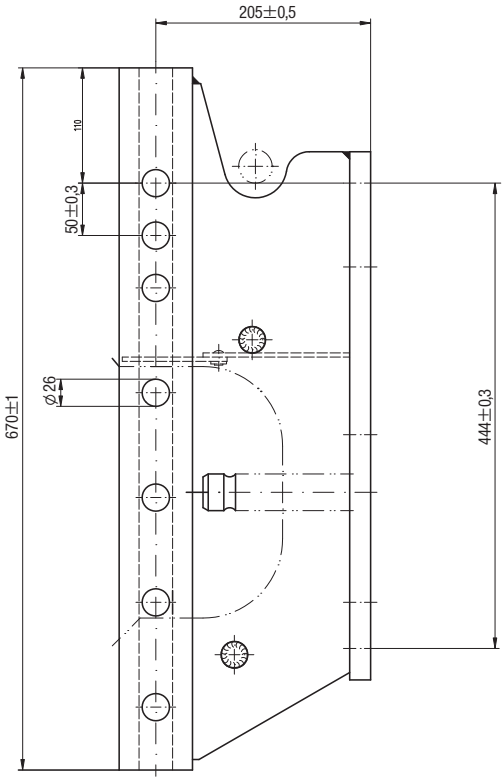

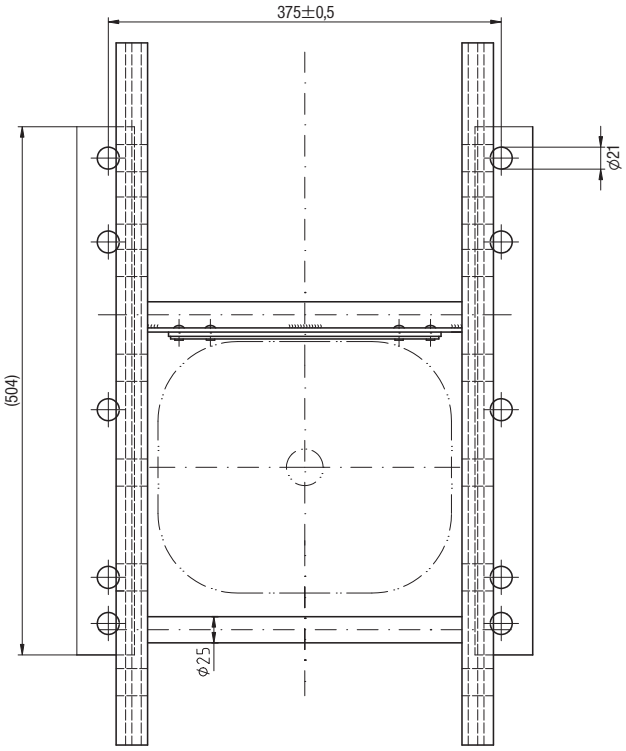

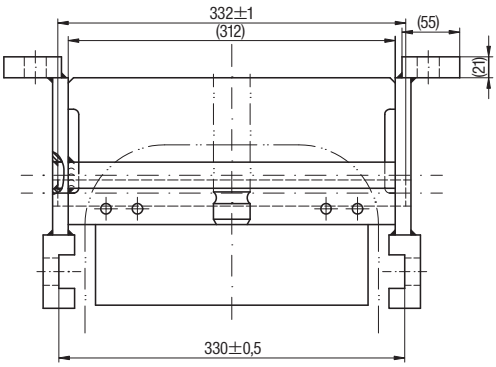

ANHÄNGEBOCK *LADDER*



Technische Daten

- Anhängebock für höhenverstellbare Kupplungen
- mit fest eingebautem Piton-Fix

Technical data

- *Ladder for height-adjustable hitches*
- *with Piton-Fix*

RO	Spurweite/*Track width* (mm)	S (t)	D (kN)	ABG M	EG e1
880 C 12300	330	2/3*	98,1	9975	0443

* für Piton-Fix ** for Piton-Fix*

Für Traktoren mit ZF 7300 / *For tractors with ZF 7300*

Deutz	**Agrotron**	210, 215, 230, 235, 260, 265, 280
Deutz	**Agrotron MK II**	230, 260
Deutz	**Agrotron MK III**	205, 230, 260
Deutz	**Agrotron X**	710, 720
Lamborghini	**R8**	215, 230, 265, 270
Lamborghini	**Victory**	230, 260
Lamborghini	**Victory Plus**	230, 260
Same	**Diamond**	215, 230, 265,270
Same	**Diamond II**	230, 260
Terrion	**ATM 5000**	5220, 5250, 5280
Valtra	**S-Serie**	230, 240,260, 280

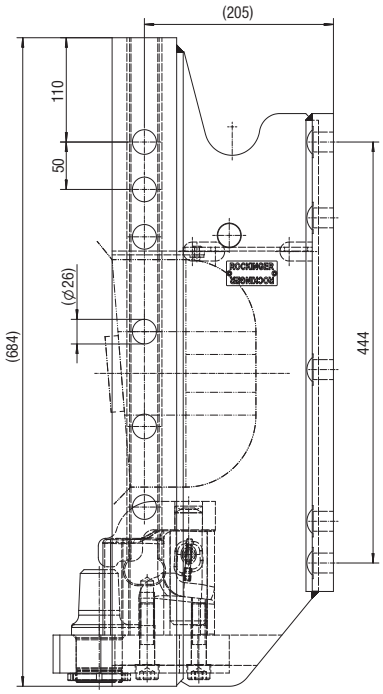

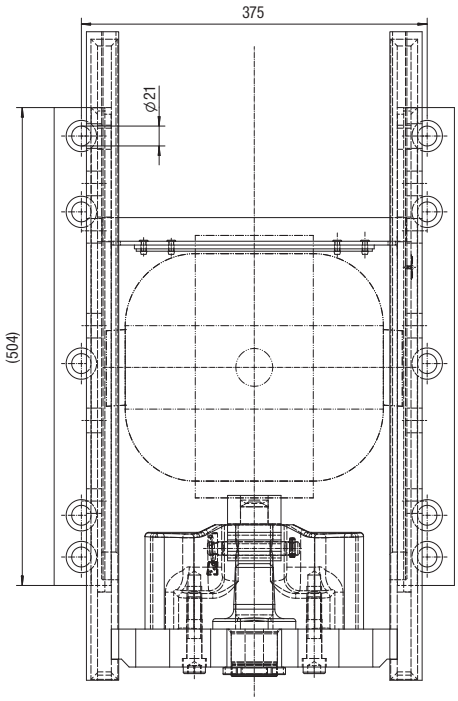

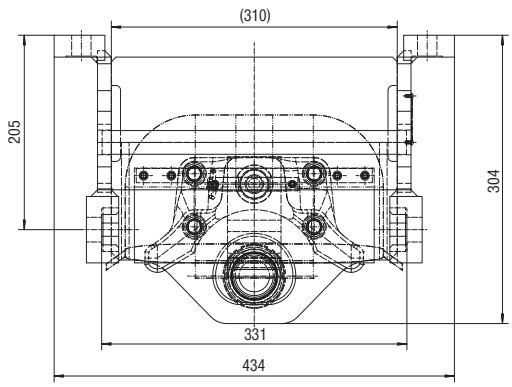

ANHÄNGEBOCK / *LADDER*

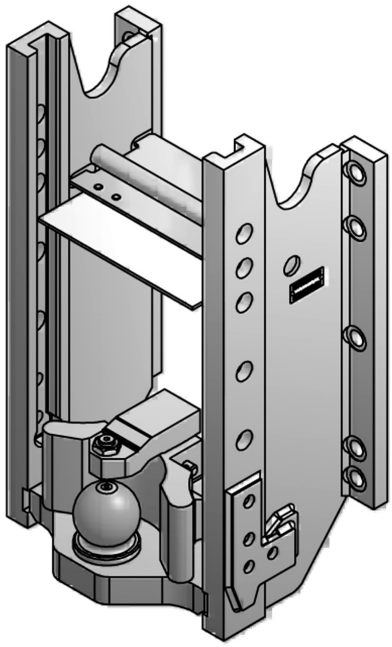

Technische Daten

- Anhängebock für höhenverstellbare Kupplungen
- mit fest eingebauter Kugel

Technical data

- *Ladder for height-adjustable hitches*
- *with fixed ball hitch*

RO	Spurweite/ *Track width* (mm)	S (t)	D (kN)	ABG M	EG e1
880I12001	330	2/3*	98,1	9975	0443

* für Kugel ** for ball*

Für Traktoren mit ZF 7300 / *For tractors with ZF 7300*

Deutz-Fahr	**Agrotron**	210, 215, 230, 235, 260, 265, 280
Deutz-Fahr	**Agrotron MK II**	230, 260
Deutz-Fahr	**Agrotron MK III**	205, 230, 260
Deutz-Fahr	**Agrotron X**	710, 720
Lamborghini	**R8**	215, 230, 265, 270
Lamborghini	**Victory**	230, 260
Lamborghini	**Victory Plus**	230, 260
Same	**Diamond**	215, 230, 265,270
Same	**Diamond II**	230, 260
Terrion	**ATM 5000**	5220, 5250, 5280
Valtra	**S-Serie**	230, 240, 260, 280

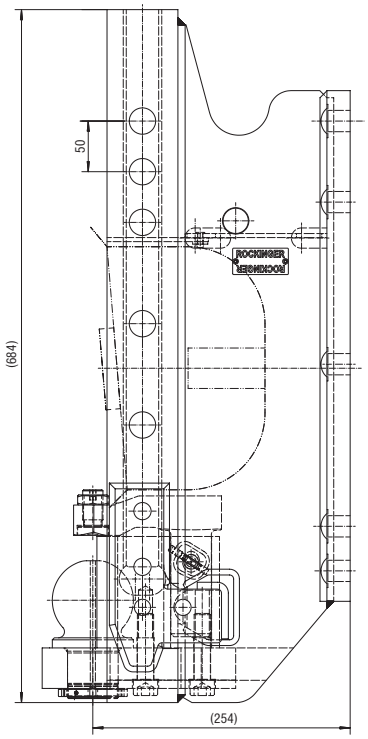

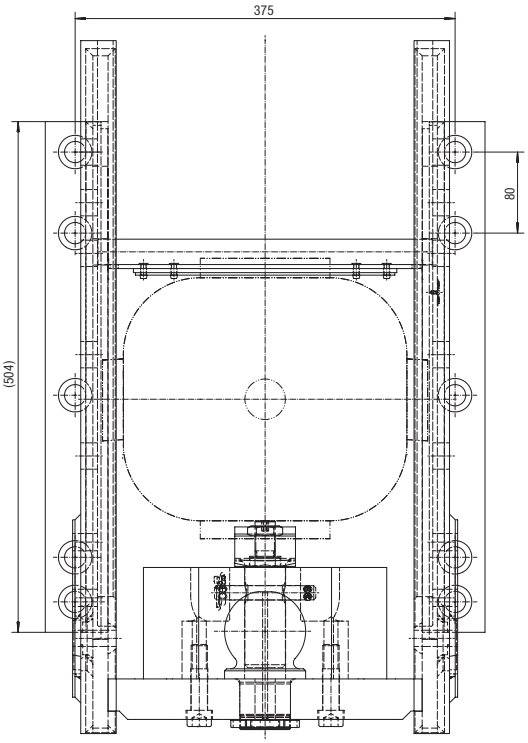

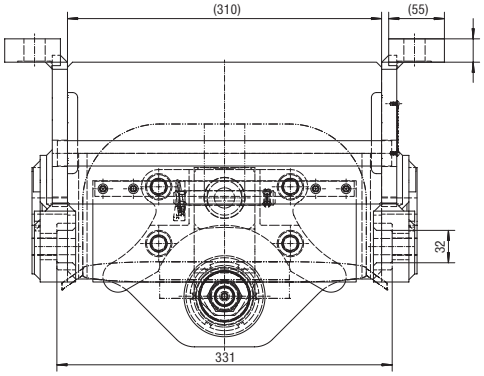

RO✶880 A 13

Case, Deutz-Fahr, Hürlimann, Lamborghini, New Holland, Same, Steyr, Terrion

ANHÄNGEBOCK | ***LADDER***



Technische Daten

- Anhängebock für höhenverstellbare Kupplungen

Technical data

- *Ladder for height-adjustable hitches*

RO	Spurweite/ *Track width* (mm)	S (t)	D (kN)	ABG M	EG e1
880 A13001	330	2/3*	84,3	9783	0311

* unterhalb der Zapfwelle ** below PTO*

Für Traktoren mit ZF 7100/7200 / *For tractors with ZF 7100/7200*

Case	**CS**	110, 120, 130, 150
Case	**CVX**	1135, 1145, 1155, 1170, 1190, 1195, 120
Case	**CVX**	130, 140, 150, 170, 175, 190, 195
Deutz Agrotron		106, 108, 110, 115, 118, 120, 128, 130, 135, 150
Deutz Agrotron		150.7, 165.7, 180.7, 6.05, 6.15, 6.20, 6.30, 6.45
Deutz Agrotron	**M**	410, 420, 600, 610, 615, 620, 625, 640, 650
Deutz Agrotron	**MKII**	106, 115, 120, 130, 135, 140, 150, 155, 165
Deutz Agrotron	**MKIII**	106, 110, 115, 120, 130, 135, 140, 150, 155, 165
Deutz Agrotron	**TTV**	630, 410, 420, 430
Hürlimann	**XL**	130, 140, 150, 150.7, 160, 165.7, 175, 180.7, 185
Lamborghini	**R6**	130, 140, 150, 150.7, 160, 165.7, 175, 180.7, 185
New Holland	**T**	7510, 7520, 7530, 7540, 7550
New Holland	**TVT**	135, 145, 155, 170, 190, 195
Same	**Iron**	130, 140, 150, 150.7, 160, 165.7, 175, 180.7, 185
Same		9100, 9105, 9115, 9125, 9145
Steyr	**CVT**	120, 130, 150, 170, 6140, 6150, 6160, 6170 (-12.06), 6175, 6190, 6195
Terrion	**ATM**	4140, 4160, 4180

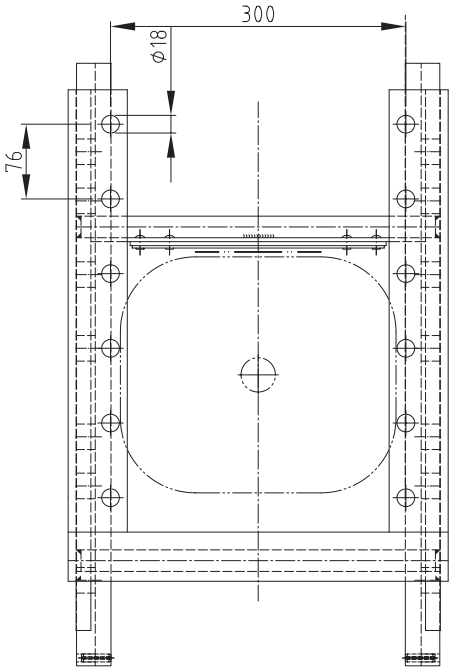

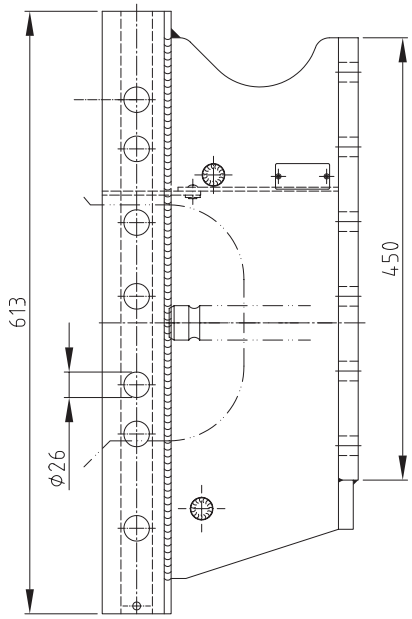

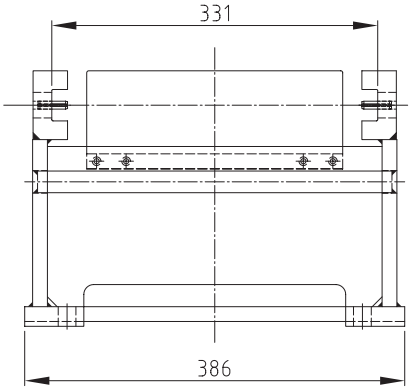

RO✶880 C 13

Case, Deutz-Fahr, Hürlimann, Lamborghini, New Holland, Same, Steyr, Terrion

ANHÄNGEBOCK

LADDER

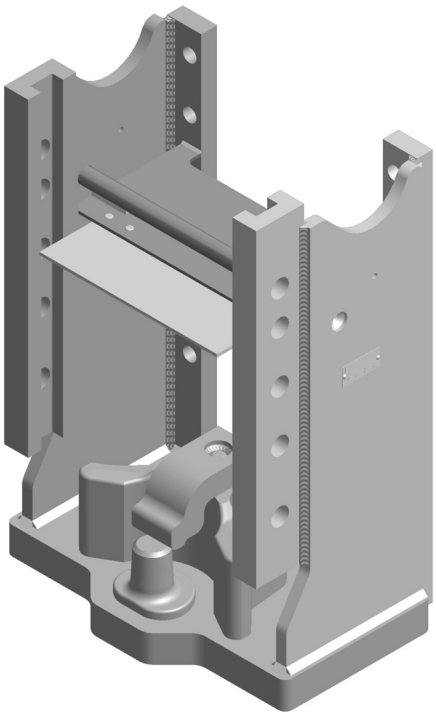

Technische Daten

- Anhängebock für höhenverstellbare Kupplungen
- mit fest integiertem Piton-Fix

Technical data

- *Ladder for height-adjustable hitches*
- *with integrated Piton-Fix*

RO	Spurweite/ *Track width* (mm)	S (t)	D (kN)	ABG M	EG e1
880 C 1300 C	330	2/3*	84,3	9783	0311

* für PitonFix

* *for PitonFix*

Für Traktoren mit ZF 7100/7200 / *For tractors with ZF 7100/7200*

Case	**CS**	110, 120, 130, 150
Case	**CVX**	1135, 1145, 1155, 1170, 1190, 1195, 120
Case	**CVX**	130, 140, 150, 170, 175, 190, 195
Deutz Agrotron		106, 108, 110, 115, 118, 120, 128, 130, 135, 150
Deutz Agrotron		150.7, 165.7, 180.7, 6.05, 6.15, 6.20, 6.30, 6.45
Deutz Agrotron	**M**	410, 420, 600, 610, 615, 620, 625, 640, 650
Deutz Agrotron	**MKII**	106, 115, 120, 130, 135, 140, 150, 155, 165
Deutz Agrotron	**MKIII**	106, 110, 115, 120, 130, 135, 140, 150, 155, 165
Deutz Agrotron	**TTV**	630, 410, 420, 430
Hürlimann	**XL**	130, 140, 150, 150.7, 160, 165.7, 175, 180.7, 185
Lamborghini	**R6**	130, 140, 150, 150.7, 160, 165.7, 175, 180.7, 185
New Holland	**T**	7510, 7520, 7530, 7540, 7550
New Holland	**TVT**	135, 145, 155, 170, 190, 195
Same	**Iron**	130, 140, 150, 150.7, 160, 165.7, 175, 180.7, 185
Same		9100, 9105, 9115, 9125, 9145
Steyr	**CVT**	120, 130, 150, 170, 6140, 6150, 6160, 6170 (-12.06), 6175, 6190, 6195
Terrion	**ATM**	4140, 4160, 4180

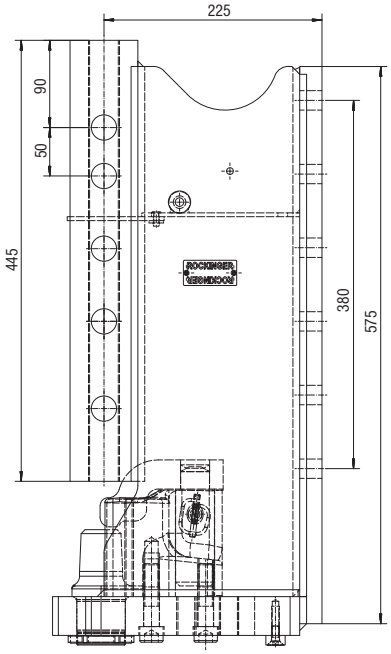

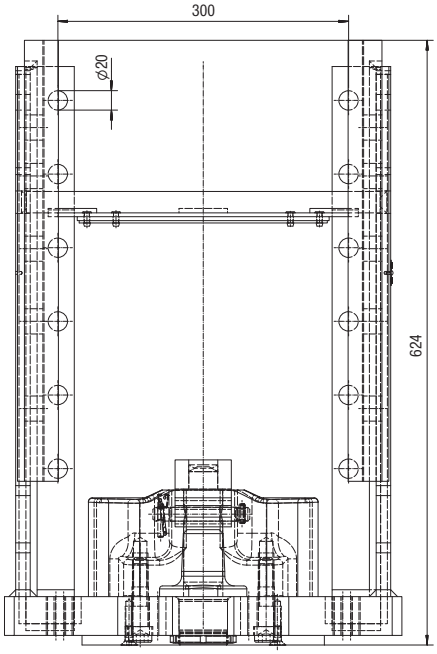

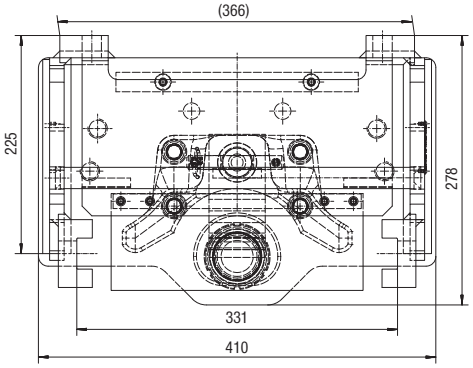

ROCKINGER
Member of JOST-World

RO✶880I13

Case, Deutz-Fahr, Hürlimann, Lamborghini, New Holland, Same, Steyr, Terrion

ANHÄNGEBOCK / *LADDER*

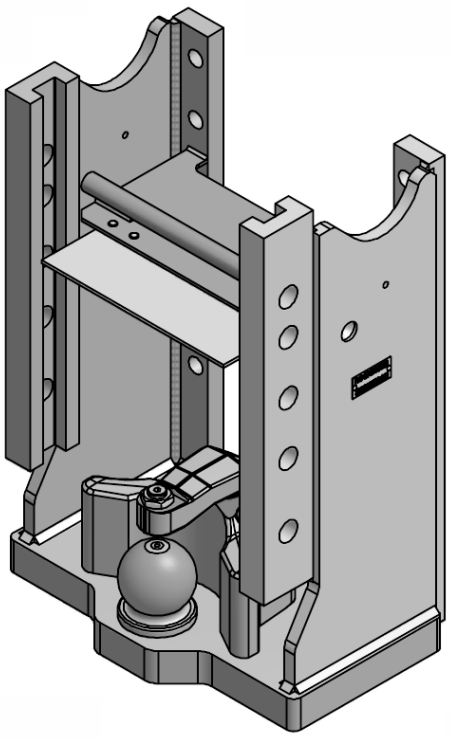

Technische Daten

- Anhängebock für höhenverstellbare Kupplungen
- mit integierter Kugel

Technical data

- *Ladder for height-adjustable hitches*
- *with integrated ball*

RO	Spurweite/ *Track width* (mm)	S (t)	D (kN)	ABG M	EG e1
880I13000	330	2/3*	84,3	9783	0311

* für Kugel ** for ball hitch*

Für Traktoren mit ZF 7100/7200 / *For tractors with ZF 7100/7200*

Case	**CS**	110, 120, 130, 150
Case	**CVX**	1135, 1145, 1155, 1170, 1190, 1195, 120, 130, 140, 150, 170, 175, 190, 195
Deutz Agrotron		106, 108, 110, 115, 118, 120, 128, 130, 135, 150
Deutz Agrotron		150.7, 165.7, 180.7, 6.05, 6.15, 6.20, 6.30, 6.45
Deutz Agrotron	**M**	410, 420, 600, 610, 615, 620, 625, 640, 650
Deutz Agrotron	**MKII**	106, 115, 120, 130, 135, 140, 150, 155, 165
Deutz Agrotron	**MKIII**	106, 110, 115, 120, 130, 135, 140, 150, 155, 165
Deutz Agrotron	**TTV**	630, 410, 420, 490
Hürlimann	**XL**	130, 140, 150, 150.7, 160, 165.7, 175, 180.7, 185
Lamborghini	**R6**	130, 140, 150, 150.7, 160, 165.7, 175, 180.7, 185
New Holland	**T**	7510, 7520, 7530, 7540, 7550
New Holland	**TVT**	135, 145, 155, 170, 190, 195
Same	**Iron**	130, 140, 150, 150.7, 160, 165.7, 175, 180.7, 185
Same		9100, 9105, 9115, 9125, 9145
Steyr	**CVT**	120, 130, 150, 170, 6140, 6150, 6160, 6170 (-12.06), 6175, 6190, 6195
Terrion	**ATM**	4140,4160,4180

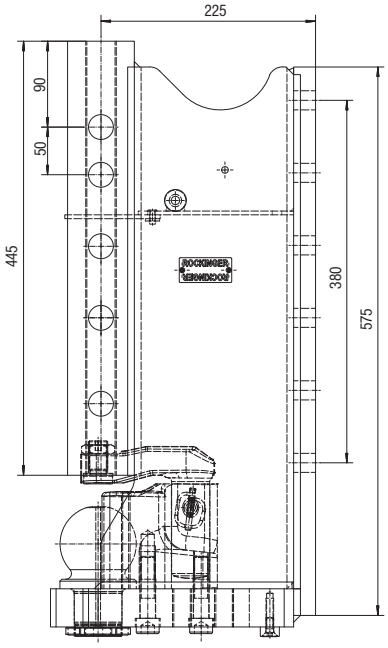

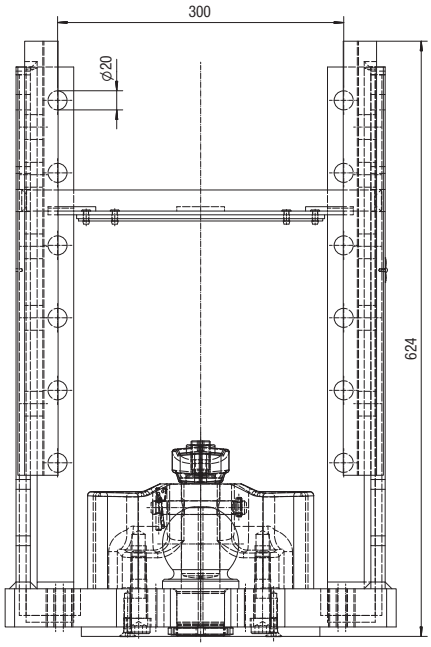

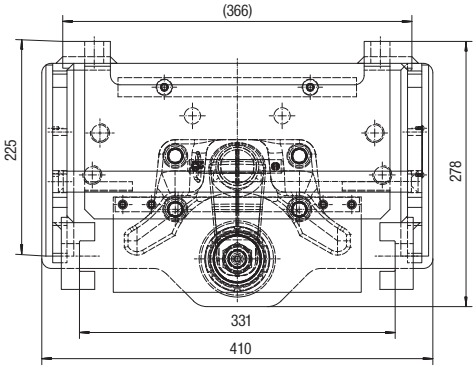

ANHÄNGEBOCK / *LADDER*

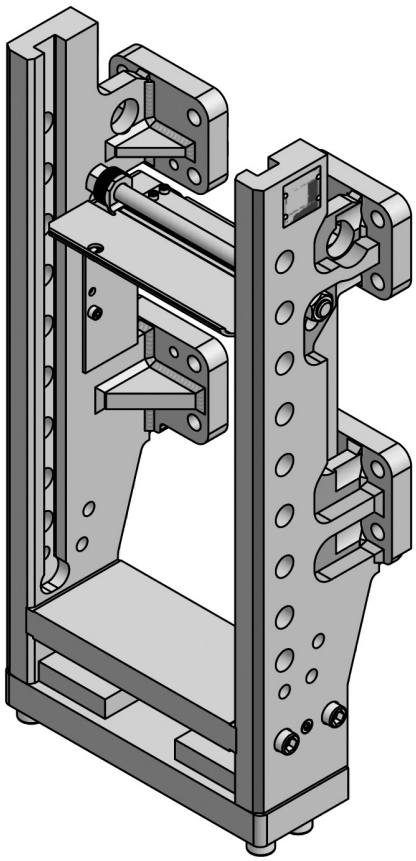

Technische Daten

- Anhängebock für höhenverstellbare Kupplungen
- Typ 880 B 14
- für JCB 8250

Technical data

- *Ladder for height-adjustable hitches*
- *Type 880 B 14*
- *for JCB 8250*

RO	Spurweite/ *Track width* (mm)	S (t)	D (kN)	ABG M	EG e1
880 B14000	330	2/3*	89,3	9803	0344

* unterhalb der Zapfwelle

* *below PTO*

Befestigungssatz ROE 71352

Zwangslenkung (links) ROE 74 L021
Zwangslenkung (rechts) ROE 74 L022

Fastening-parts kit *ROE 71352*

Forced steering (left) ROE 74 L021
Forced steering (right) ROE 74 L022

E-Teile:

Querplatte ROE 74 L003
Zugpendelauflage ROE 74 L005

Spare parts:

Plate ROE 74 L003
drawbar support ROE 74 L005

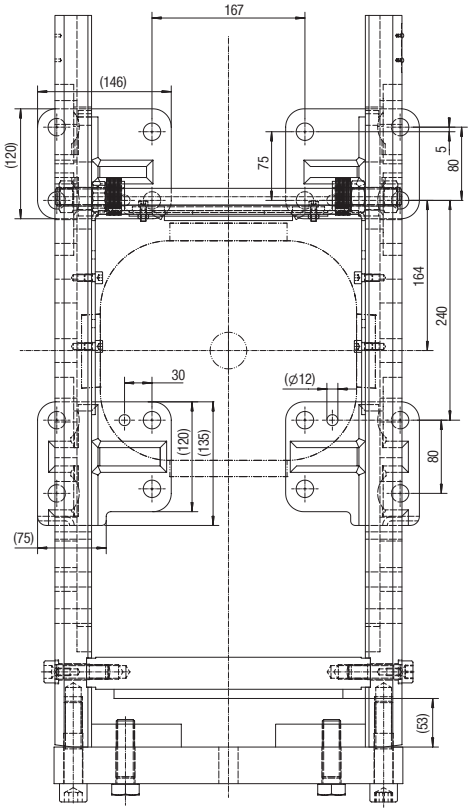

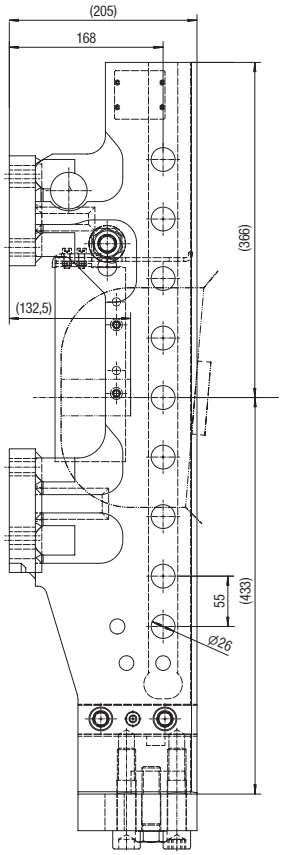

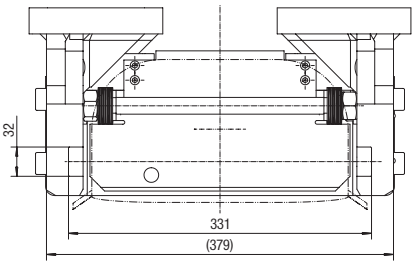

RO✶880 L 14 JCB 8000

ANHÄNGEBOCK *LADDER*

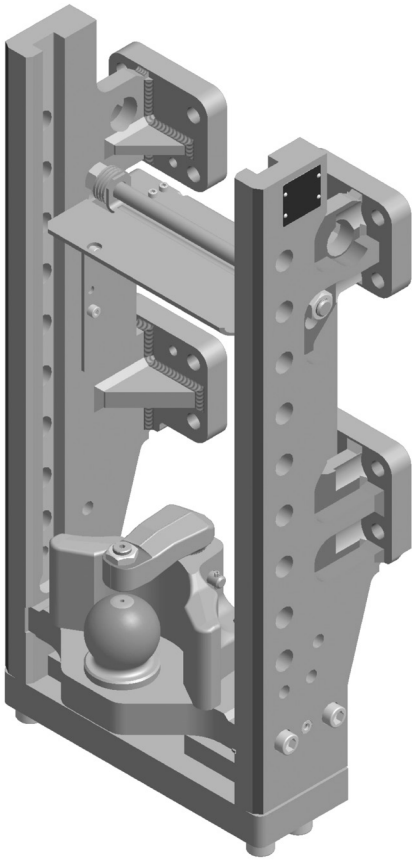

Technische Daten

- Anhängebock für höhenverstell-bare Kupplungen
- mit fest eingebauter Kugel
- für JCB 8250, 8280, 8310

Technical data

- *Ladder for height-adjustable hitches*
- *with fixed ball hitch*
- *for JCB 8250, 8280, 8310*

für Kugel / ***for Ball***

RO	Spurweite/ *Track width* (mm)	S (t)	D (kN)	ABG M	EG e1
880 L 14300	330	2/4*	89,3	8803	0344

* für Kugel / ** for ball hitch*

E-Teile:

Platte mit Kugel	ROE 74 L053
Kugel	ROE 71177
Niederhalter	ROE 75 L089

Spare parts:

Plate with ball	*ROE 74 L053*
Ball	*ROE 71177*
Keeper	*ROE 75 L089*

Aufrüstsatz Zwangslenkung

Zwangslenkung links	ROE 74 L021
Zwangslenkung rechts	ROE 74 L022

Rebuilding kit forced steering

forced steering left hand	*ROE 74 L021*
forced steering right hand	*ROE 74 L022*

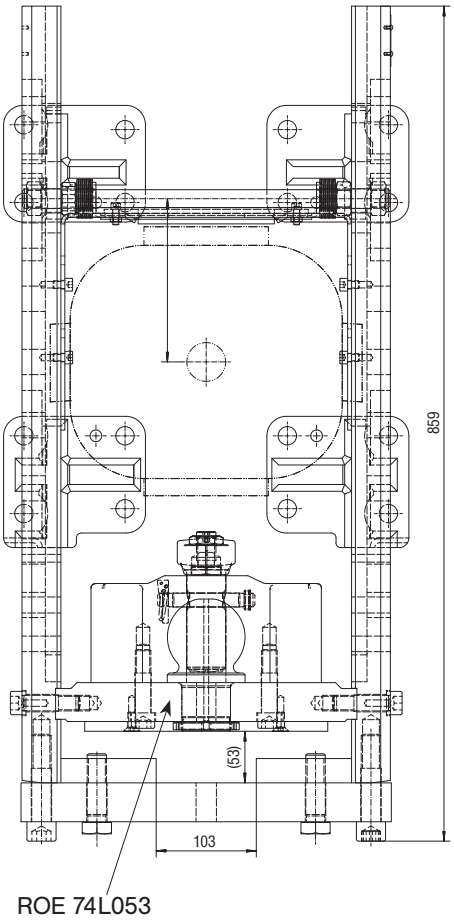

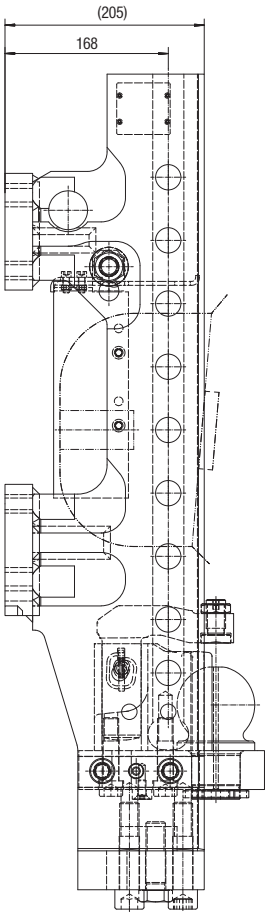

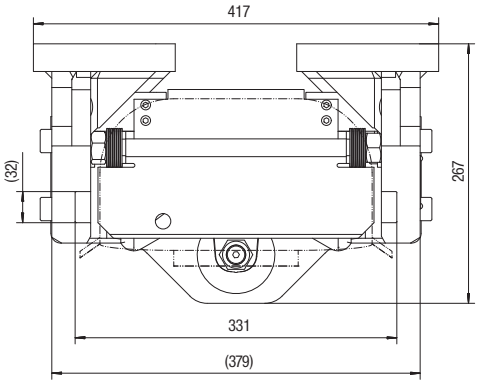

ANHÄNGEBOCK / *LADDER*

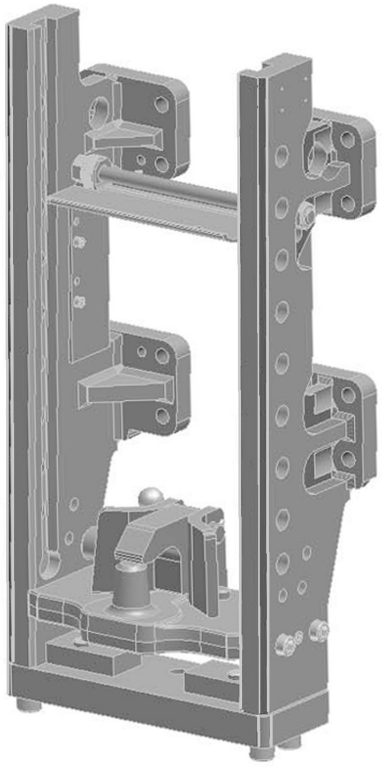

Technische Daten

- Anhängebock für höhenverstellbare Kupplungen
- mit fest eingebautem Piton-Fix
- für JCB 8250, 8280, 8310

Technical data

- *Ladder for height-adjustable hitches*
- *with fixed Piton-Fix*
- *for JCB 8250, 8280, 8310*

für Piton-Fix / ***for Piton-Fix***

RO	Spurweite/ *Track width* (mm)	S* (t)	D (kN)	ABG M	EG e1
880 E 14000	330	2/3	89,3	8803	0344

* für Piton-Fix / ** for Piton-Fix*

E-Teile:

Platte mit Piton-Fix	ROE 74 L006
Niederhalter	ROE 75 L079

Spare parts:

Plate with Piton-Fix	*ROE 74 L006*
Keeper	*ROE 75 L079*

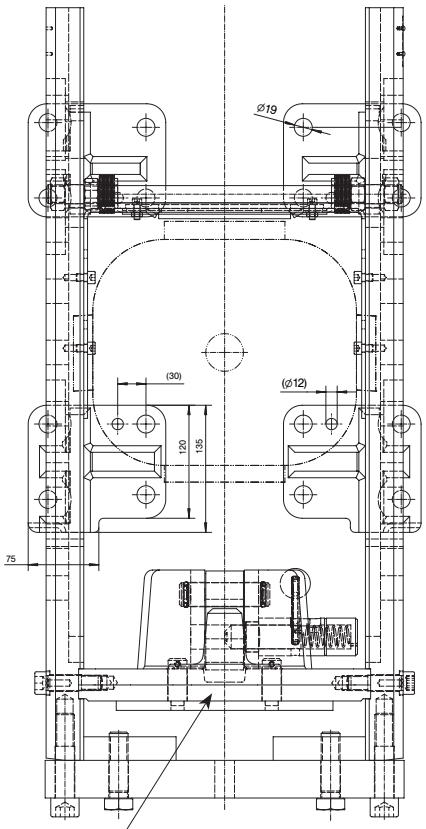

ROE 74L006

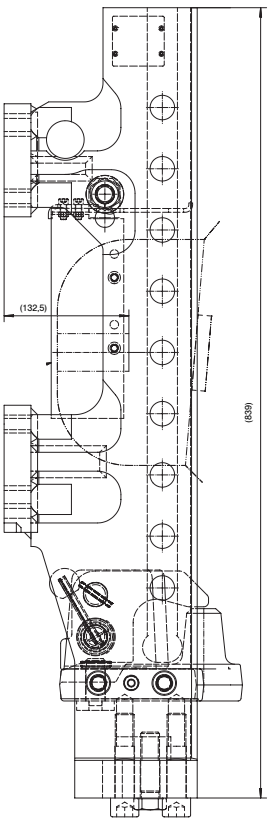

RO✶880 B 22 / N 22 JCB 7000

ANHÄNGEBOCK *LADDER*

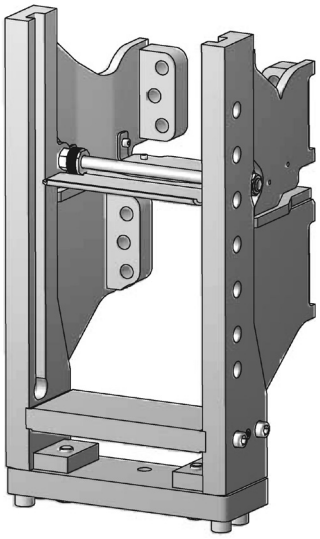

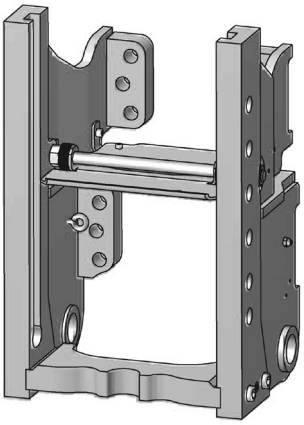

Technische Daten

- Anhängebock für höhenverstellbare Kupplungen
- für JCB 7000 Serie

Technical data

- *Ladder for height-adjustable hitches*
- *for JCB 7000 series*

RO	Spurweite/ *Track width* (mm)	S (t)	D (kN)	ABG M	EG e1
880 B 2210 C	330	2/3*	89,3	9900	0406
880 N 2210 C	330	2/3*	89,3	9900	0406

* unterhalb der Zapfwelle ** below PTO*

E-Teile:

Querplatte	ROE 74 L003
Zugpendelauflage	ROE 74 L005

Spare parts:

Plate	*ROE 74 L003*
drawbar support	*ROE 74 L005*

Zubehör

Zugpendel mit Piton-Fix RO✶820 L06301
Zugpendel mit Kugel RO✶825 L06301
Zugpendel mit Kugel + Zwangslenkung RO✶825 L06601

Accessories

Drawbar with Piton-Fix RO✶820 L06301
Drawbar with ball hitch RO✶825 L06301
Drawbar with ball + forced steering RO✶825 L06601

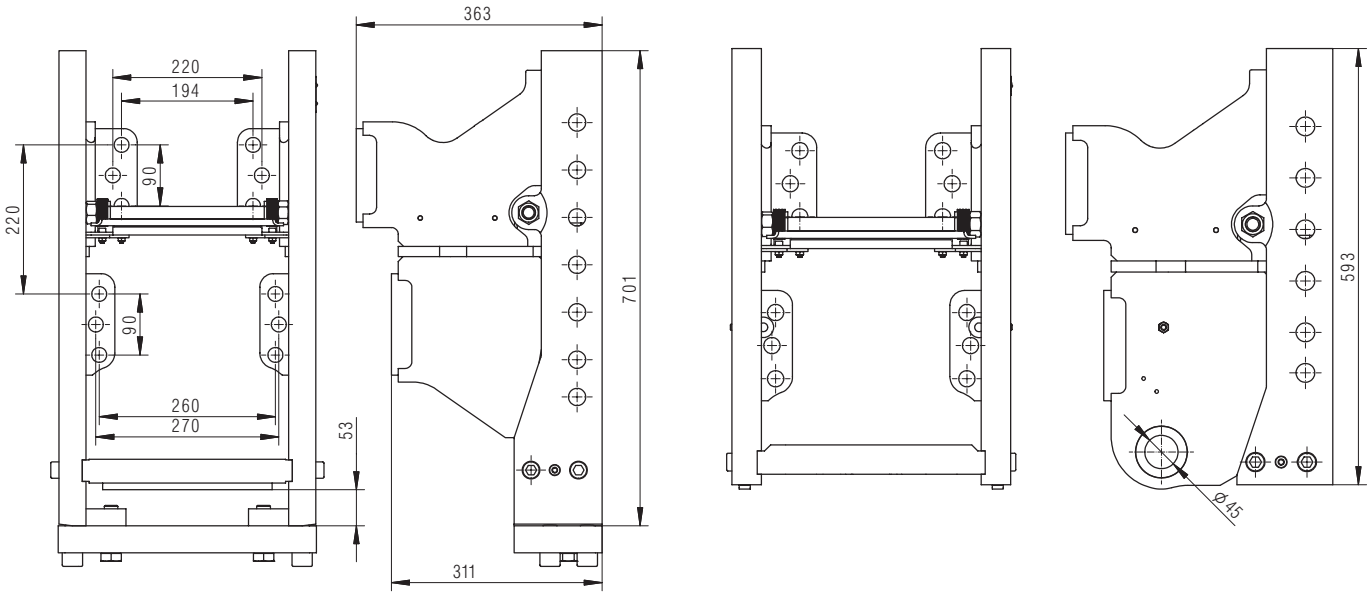

ANHÄNGEBOCK *LADDER*

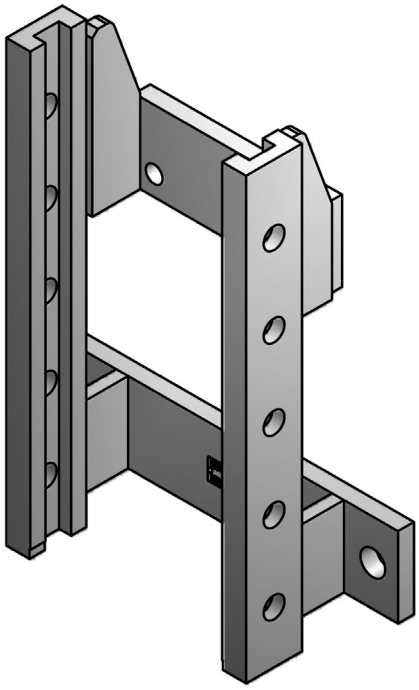

Technische Daten

- Anhängebock für höhenverstellbare Kupplungen
- für Manitou MLT 633, 641, 642, 730, MT 732, 932, 1033

Technical data

- *Ladder for height-adjustable hitches*
- *for Manitou MLT 633, 641, 642, 730, MT 732, 932, 1033*

RO	Spurweite/ *Track width* (mm)	S (t)	D (kN)	ABG M	EG e1
881A0200C	270	1,6	70	9855	0378

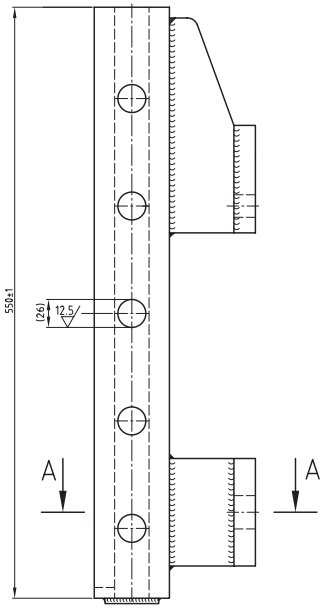

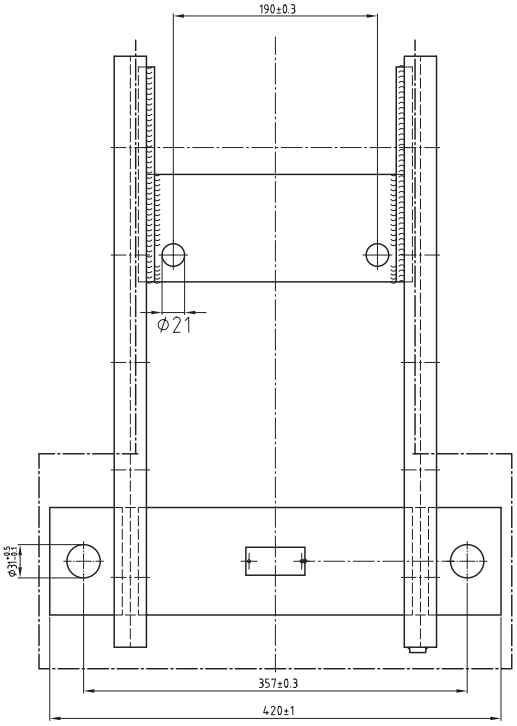

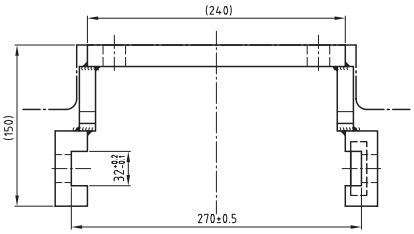

ANHÄNGEBOCK / *LADDER*



Technische Daten

- Anhängebock für höhenverstellbare Kupplungen
- für JCB Teleskoplader 41-70, 535-95, 536-70, 531-70

Technical data

- *Ladder for height-adjustable hitches*
- *for JCB telescopic handlers 41-70, 535-95, 536-70, 531-70*

RO	Spurweite/ *Track width* A,B,C (mm) SW	S (t)	D (kN)	ABG M	EG e1
881 A 2700 C	330/25/32	2	78,2	–	–
mit Piton-Fix			***with Piton-Fix***		
881 C 2700 C	330/25/32	2	78,2	–	–
mit Kugel			***with ball hitch***		
881 I 2700 C	330/25/32	2	78,2	–	–

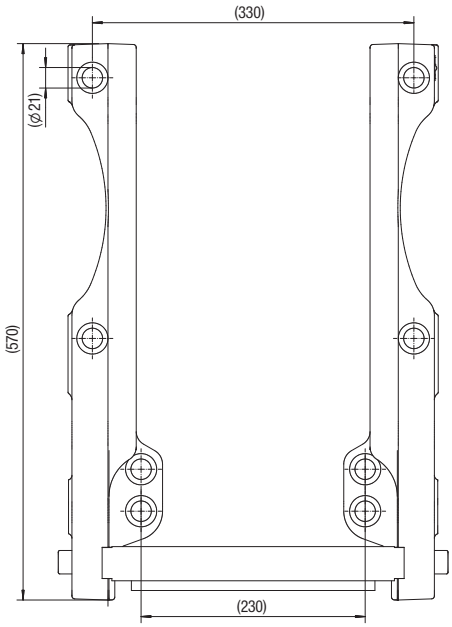

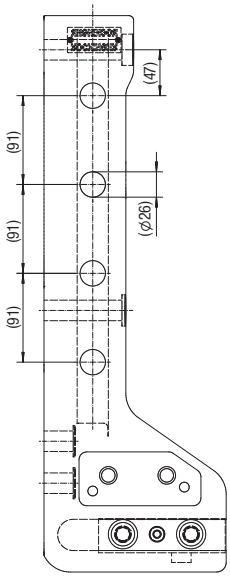

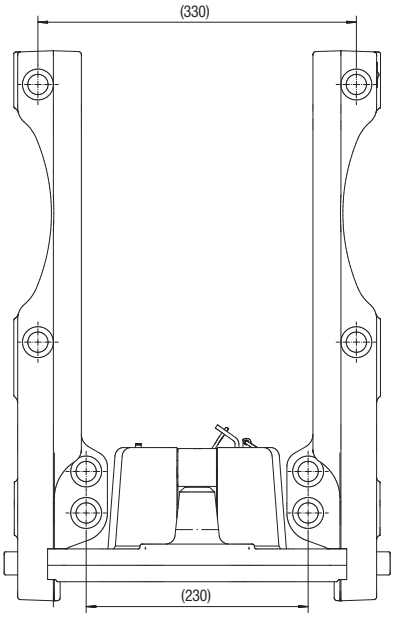

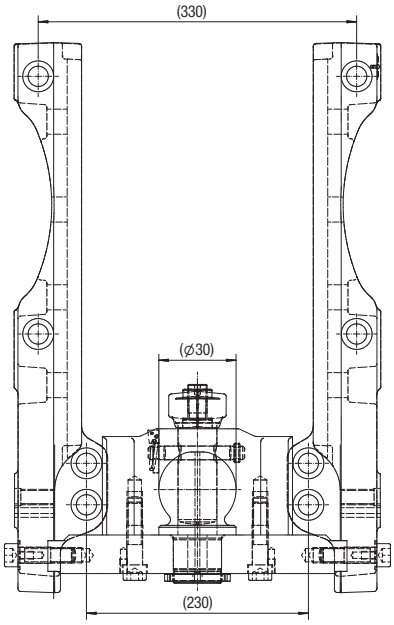

ANHÄNGEBOCK / *LADDER*

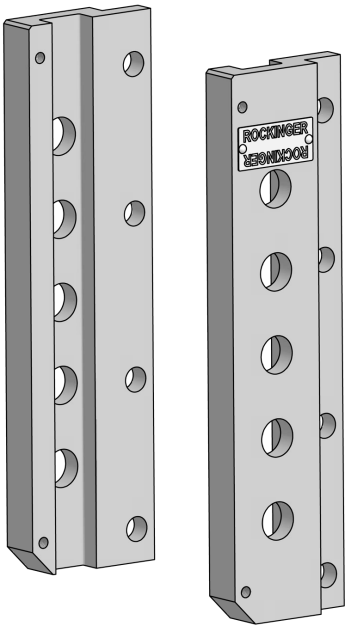

Technische Daten

- Anhängebock für höhenverstellbare Kupplungen
- für Kompakt- und Kleintraktoren

Technical data

- *Ladder for height-adjustable hitches*
- *for compact- and small tractors*

RO	Spurweite/ *Track width* (mm)	S (t)	D (kN)	ABG M	EG e1
883 A18000	200	1,3	43	–	0377

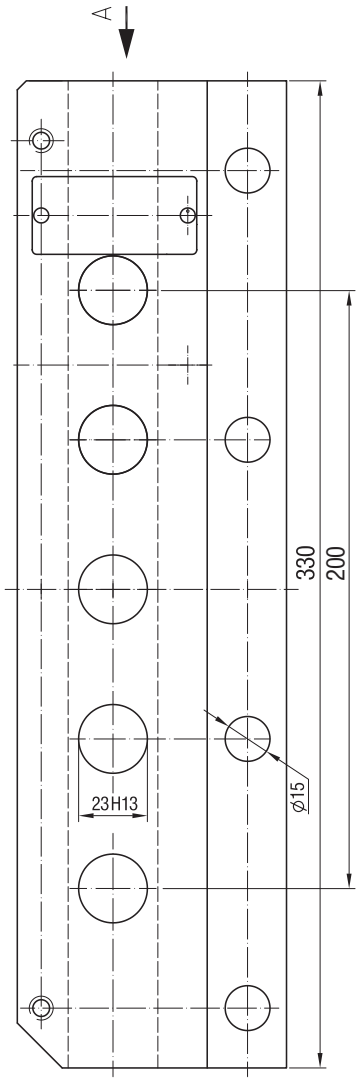

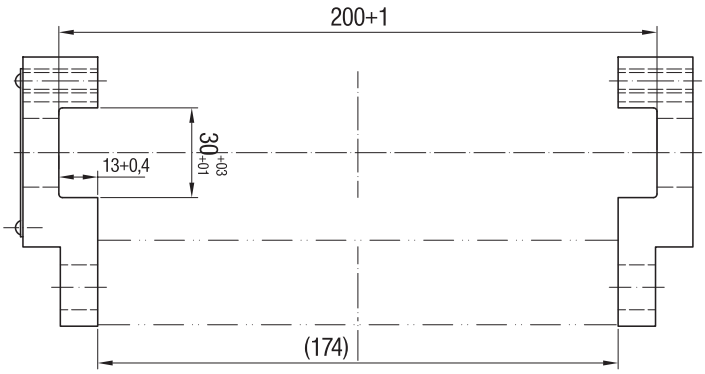

ANHÄNGEBOCK / *LADDER*

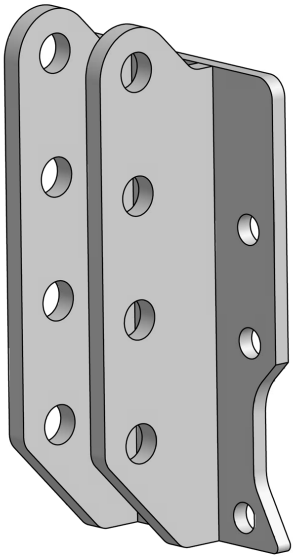

Technische Daten

- Anhängebock für höhenverstellbare Kupplungen
- horizontal absteckbar
- für Kompakttraktoren (z.B. Holder)

Technical data

- *Ladder for height-adjustable hitches*
- *horizontal unpinable*
- *for compact tractors (e.g. Holder)*

RO	Spurweite/ *Track width* (mm)	S (t)	D (kN)	ABG M	EG e1
888 A18000	–	0,8	25	–	0376

Zubehör

Steckbolzensatz ROE 74 L081

Accessories

Insert-pin kit *ROE 74 L081*

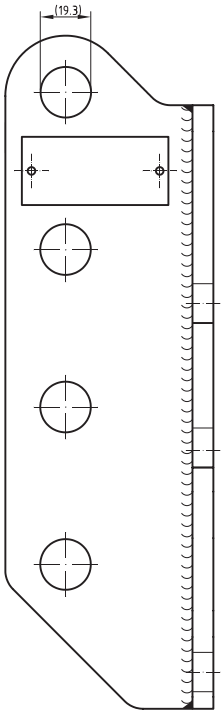

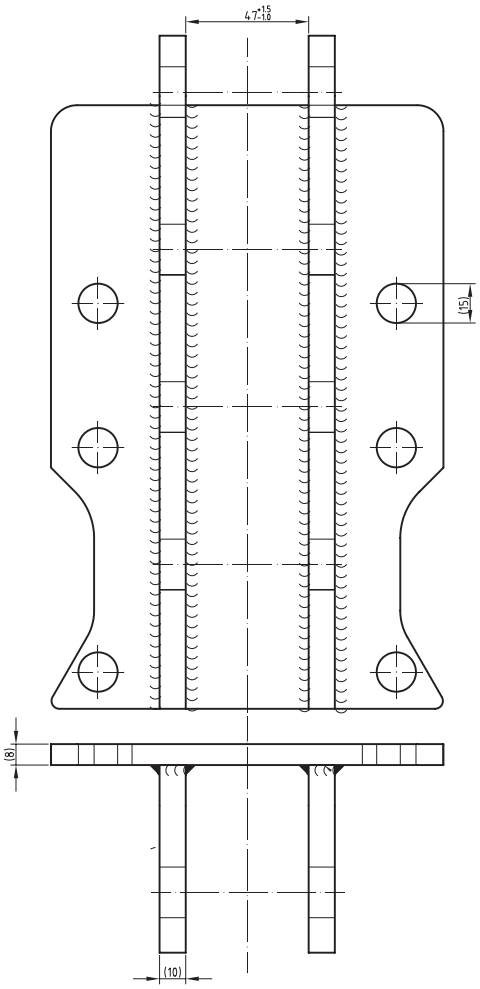

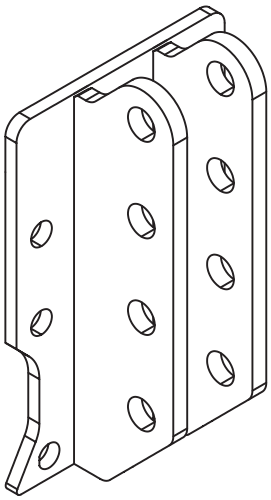

RO✶889 B 24 / 880 B 02 CLAAS XERION

ANHÄNGEBOCK *LADDER*

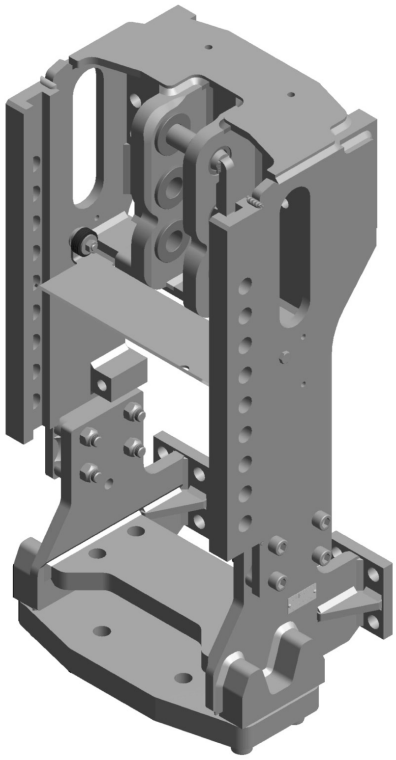

Technische Daten

- Anhängebock für höhenverstellbare Kupplungen
- für CLAAS XERION

Technical data

- *Ladder for height-adjustable hitches*
- *for CLAAS XERION*

RO	XERION	Spurweite/ *Track width* (mm)	S (t)	D (kN)	ABG M	EG e1
880 B 02070	3300/3800	330	2/3*	98,1	9731	0274
889 B 2407 C	4500/5000	390	2/3*	98,1	9952	0430

* unterhalb der Zapfwelle ** below PTO*

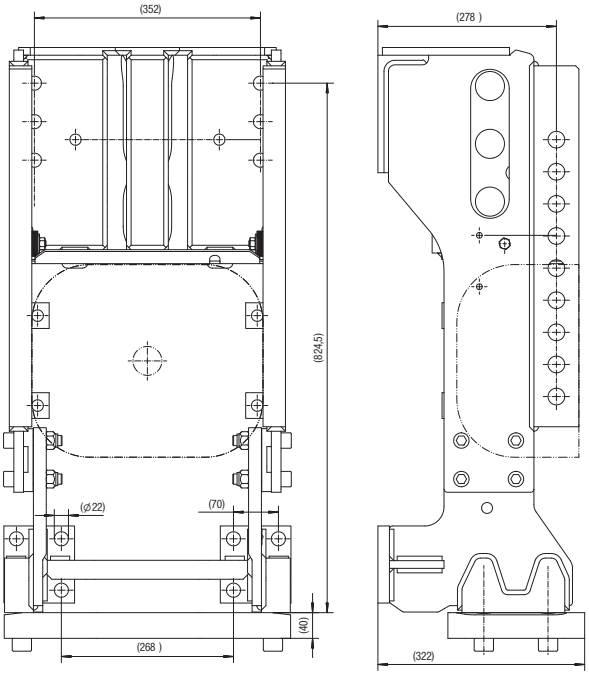

889 B 2407 C

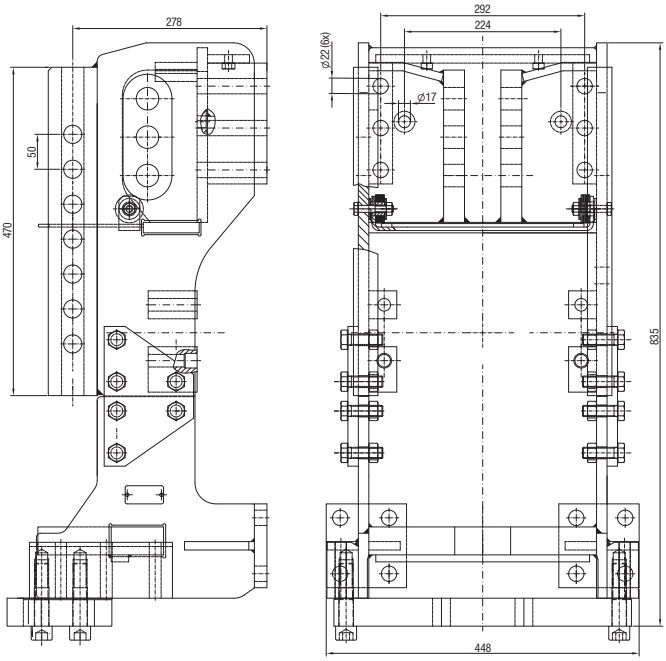

880 B 02070

KUPPLUNGSTRÄGER *HITCH SUPPORT*

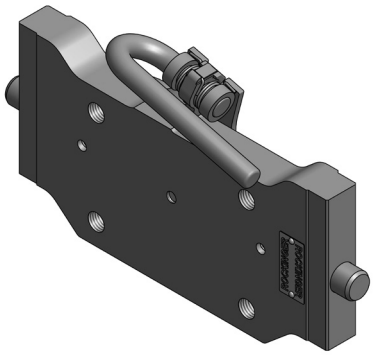

Technische Daten

- Kupplungsträger für höhenverstellbare Anhängeböcke
- geeignet zur Aufnahme von Anhängerkupplungen
- Stützlast und D-Wert abhängig von der Stützlänge der Kupplung (145/245 mm)

Technical data

- *hitch support for height-adjustable Ladders*
- *usable to mount on towing hitches*
- *vertical load and D-value depend at the stationary length of the hitch (145/245 mm)*

Typ / *Type* RO	Spurweite/ *Track width* A,B,C (mm) SW	S* (t)	D (kN)	Lochbild *Hole pattern* (mm)	Schrauben *Screws* (mm)
899 D 30100	330/25/30	2/0	89,3/102	83x 56	M10
899 D 30300	330/25/30	2/0	89,3/102	120x 55	M14
899 D 30400	330/25/30	2/0	89,3/102	140x 80	M16
899 D 30501	330/25/30	3/0	89,3/102	160x100	M20
899 D 10100	310/22/30	2/0	89,3/102	83x 56	M10
899 D 10300	310/22/30	2/0	89,3/102	120x 55	M14
899 D 10400	310/22/30	2/0	89,3/102	140x 80	M16
899 D 10501	310/22/30	3/0	89,3/102	160x100	M20
899 D 23100	323/22/30	2/0	89,3/102	83x 56	M10
899 D 23300	323/22/30	2/0	89,3/102	120x 55	M14
899 D 23400	323/22/30	2/0	89,3/102	140x 80	M16
899 D 23501	323/22/30	3/0	89,3/102	160x100	M20
899 D 36100	336/22/30	2/0	89,3/102	83x 56	M10
899 D 36300	336/22/30	2/0	89,3/102	120x 55	M14
899 D 36400	336/22/30	2/0	89,3/102	140x 80	M16
899 D 36501	336/22/30	3/0	89,3/102	160x100	M20
899 D 90500	390/25/32	3/1	98,1/102	160x100	M20
899 F 30500	330/20/30	3/0	89,3/102	160x100	M30

* Stützlast abhängig von Stützlänge

** vertical load depend on stationary length*

Achtung!
Die Belastungswerte sind Maximalwerte für den Kupplungsträger.
Siehe Montage- und Bedienungsanleitungen!

Attention!
The load capacity values are maximal values for the hitch holder.
See installation and repair instructions!

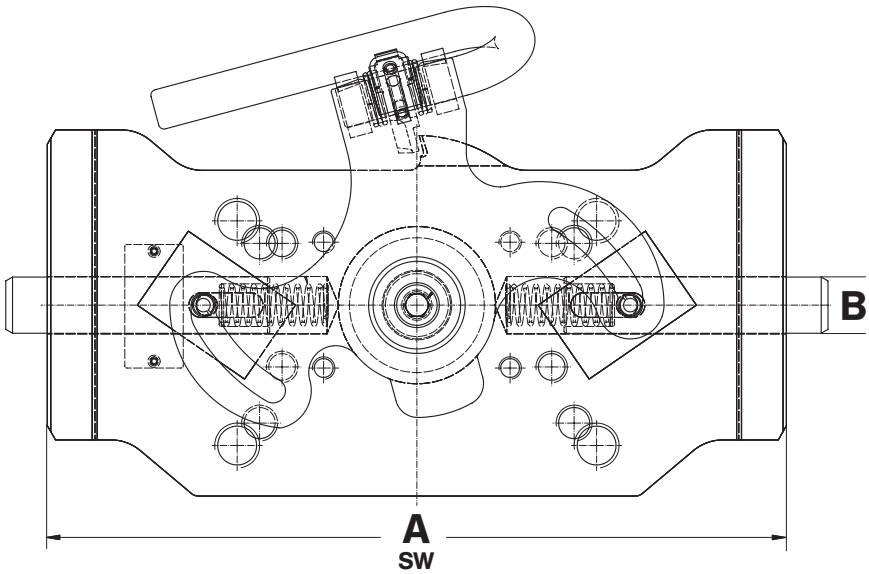

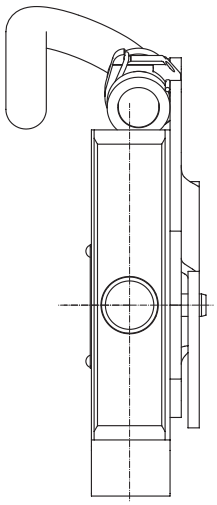

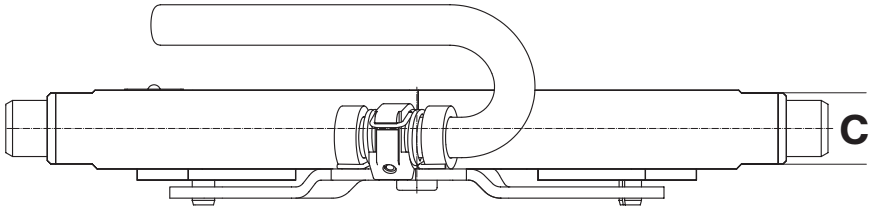

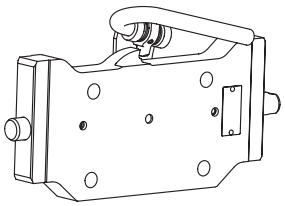

KUPPLUNGSTRÄGER *HITCH SUPPORT*

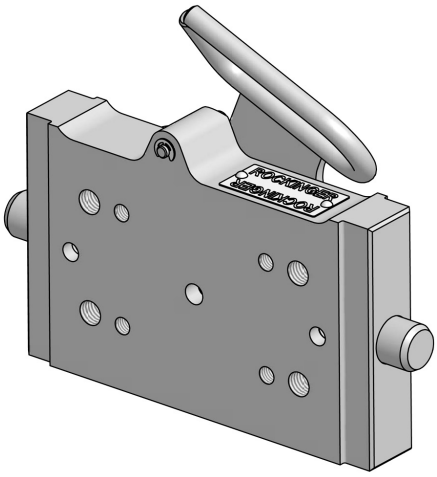

Technische Daten

- Kupplungsträger für höhenverstellbare Anhängeböcke
- geeignet zur Aufnahme von Anhängekupplungen
- Stützlast und D-Wert abhängig von der Stützlänge der Kupplung
- ABG M 9856 – EG e1 0375

Technical data

- *Hitch support for height adjustable ladders*
- *suitable for reception of hitches*
- *Vertical load and D-value depending of stationary length of the hitch*
- *ABG M 9856 – EG e1 0375*

RO	Spurweite / *Track width* A,B,C (mm) SW	S (t)	D (kN)	Lochbild/*hole pattern* (mm)
899 D 00000	200/22/30	1,6/0,25	70/25	83 x 56/120x55
899 D 4200C	242/22/30	1,6/0,25	70/25	83 x 56/120x55
899 D 0300C	270/25/32	1,6/0,25	70/25	83 x 56/120x55
899 D 0340C	270/25/32	1,6/0,25	70/25	140 x 80

Achtung!
Die Belastungswerte sind Maximalwerte für den Kupplungsträger.
Siehe Montage- und Bedienungsanleitungen!

Attention!
The load capacity values are maximal values for the hitch holder.
See installation and repair instructions!

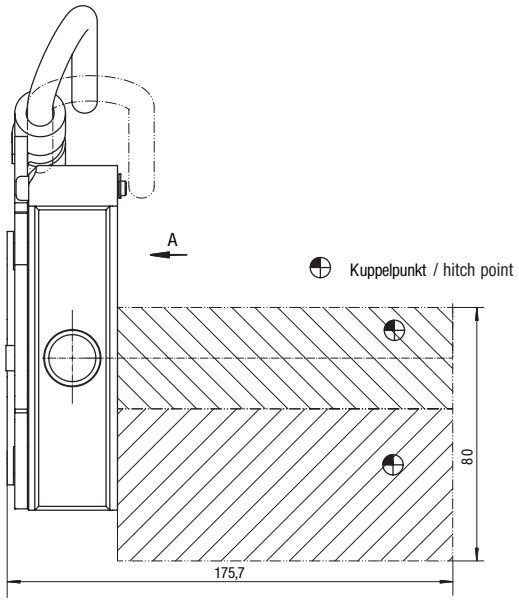

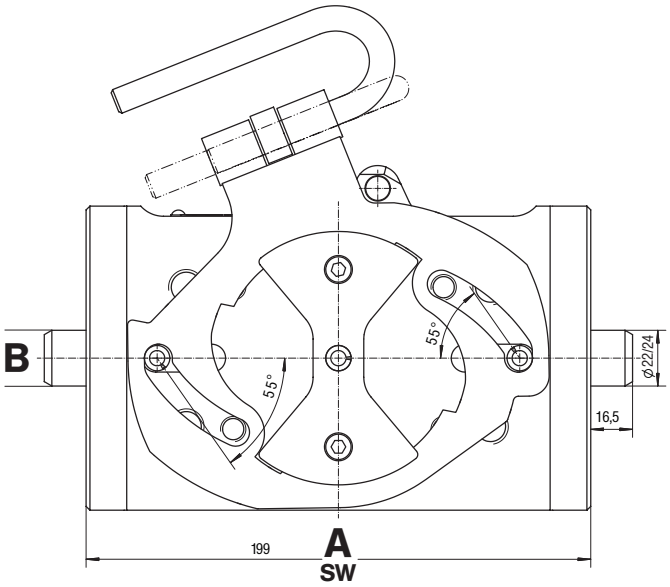

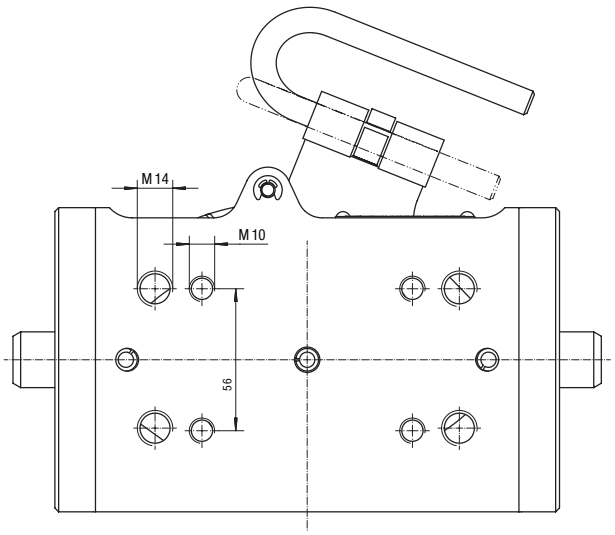

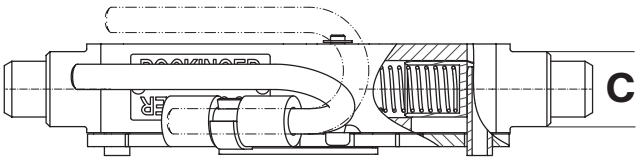

ANHÄNGEKUPPLUNG / *TOWING HITCH*

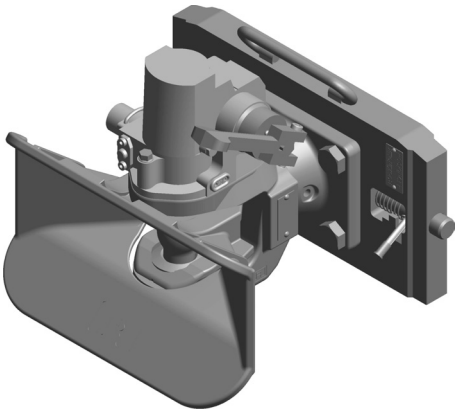

Technische Daten

- automatische Anhängekupplung mit Flanschlager
- balliger Kupplungsbolzen: 48,7 mm
- vorgesehen für mechanische Fernbedienung

Technical data

- *automatic towing hitch with flange bearing*
- *crowned hitch pin ∅ 48,7 mm*
- *prepared for mechanical remote control*

RO	Lochbild *Hole pattern*	S (kg)	D (kN)	Dc[1] (kN)	ABG M	EG 94/20 Kl. S e1
560 A 6000 C	160 x 100	1,0	190	106	–	0404

[1] bei Anwendung außerhalb LoF-Bereich

[1] when use outside of agriculture or forestry

Kupplung montiert auf Wechselplatte ROE 70904 / ROE 70 L469

Hitch mounted on support plate ROE 70904 / ROE 70 L469

RO	Spurweite/*Track width* (mm)	S (t)	D (kN)
560 X 3000 C	330	1	95,5
560 X 9000 C	390	1	95,5

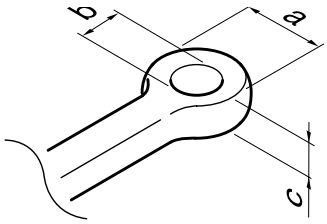

Kuppelbare Zugösen

Drawbar eyes

DIN	a (mm)	b (mm)	c (mm)	Schwenkwinkel / *turn-angle* horizontal	vertical
74053	115	50	45	min. 90°	min. 20°
RO✶57005	100	50	45	min. 90°	min. 22°

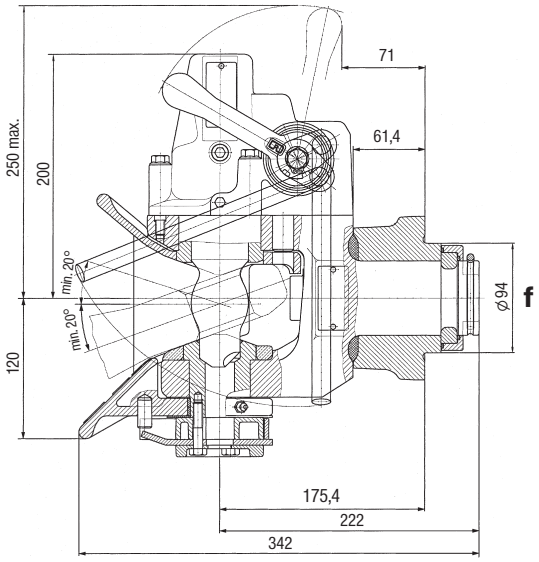

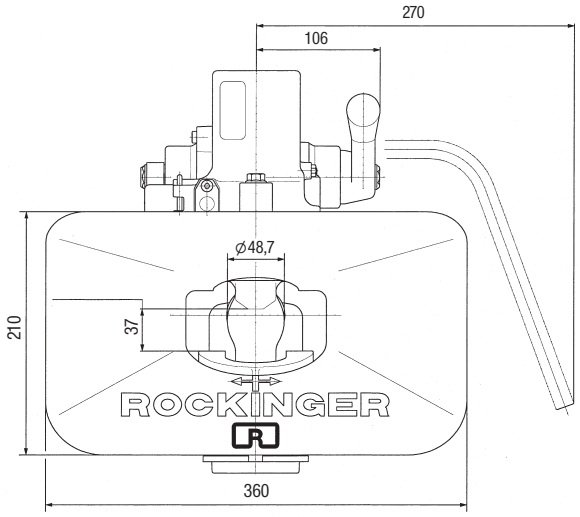

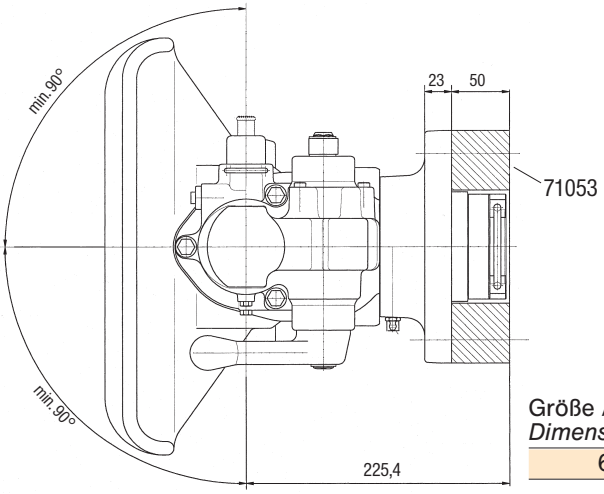

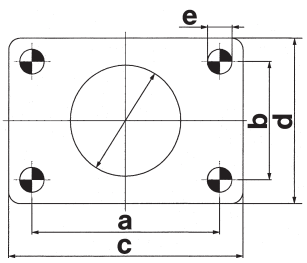

Größe / *Dimension*	a (mm)	b (mm)	c (mm)	d (mm)	e (mm)	f (mm)
6	160	100	200	140	21	94

KUPPLUNGSZUBEHÖR / *HITCH ACCESSORIES*

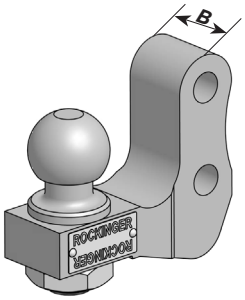

Kugelkupplung / *Ball hitch*

RO✶824 A 50 – 50 mm Kugel / ***RO✶824 A 50 – 50 mm ball***

absteckbar / *removable*

RO	D (kN)	S (kg)	B (mm)	EG e1
824 A 07000	20,5	150	45	0356
824 A 07100	20,5	150	40	0356

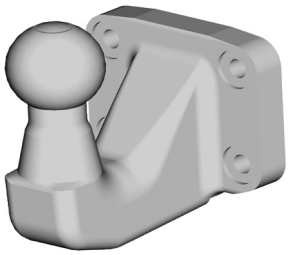

Kugelkupplung / *Ball hitch*

RO✶KK 370 – 50 mm Kugel / ***RO✶KK 370 – 50 mm ball***

mit Flansch / *with flange*

RO	Lochbild/*Hole pattern* (mm)	D (kN)	S (kg)	EG e4
KK 260	83 x 56	22,5	275	2462
KK 370	83 x 56	24,8	300	2358
KK 390	83 x 56	22,1	270	2124

KK 260

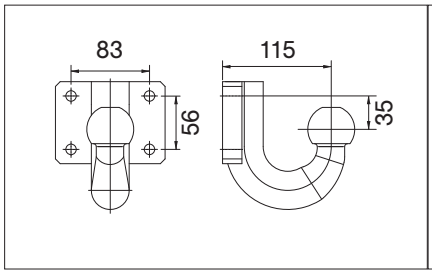

KK 370

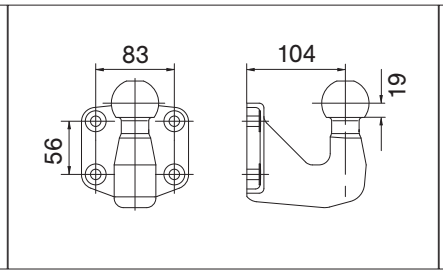

KK 390

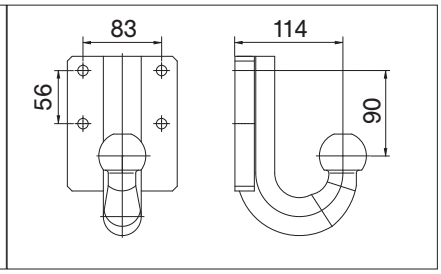

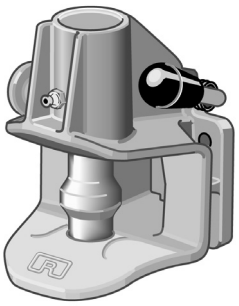

Automatische Kupplung / *Automatic hitch*

RO✶243 / ***RO✶243***

Kompakte Automatikkupplung für Traktoren bis 3 t / *compact automatic hitch for tracktors up to 3 t*

RO	Lochbild/ *Hole pattern* (mm)	D (kN)	Dc (kN)	S (kg)	V (kg)	EG e4
243 A 1100	83x56	30	18	250	12	0021
243 A 3500	120x55	30	30	350	12	0051

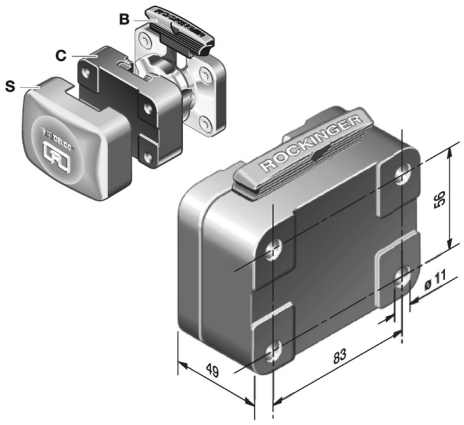

RO✶100 VARIOBLOC / *RO✶100 VARIOBLOC*

Multifunktionales Wechselsystem in Verbindung mit Bolzenkupplung und Kupplungskugel. / *Multifunctional alternating system in connection with pin hitch and hitch ball.*

ROE	Lochbild/ *Hole pattern* (mm)	D (kN)	Dc (kN)	S (kg)	V (kN)	Gewicht/ *Weight* (kg)	EG e1
100 A 01001	83x56	30	30	300	12,0	2,7	00-0044
100 A 02001	85x45	30	18	200	9,6	2,7	00-0044

ZWANGSLENKUNG / *FORCED STEERING*

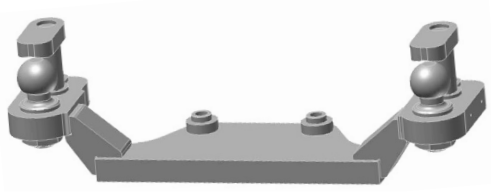

Zwangslenkung zum Anbau an einen Kugeleinschub oder Anhängebock

Forced steering for mounting on a ball hitch insert or a Ladder rail

Anbausatz

ROE 70 L052 rechts
ROE 70 L053 links
ROE 74 L026 beidseitig

zum Anbau an ROCKINGER Kugeleinschub 825A10, 825A12, 825A23, 825A30, 825A36

Mounting kit

ROE 70 L052 right
ROE 70 L053 left
ROE 74 L026 both sides

for installation at ROCKINGER ball hitch insert 825A10, 825A12, 825A23, 825A30, 825A36

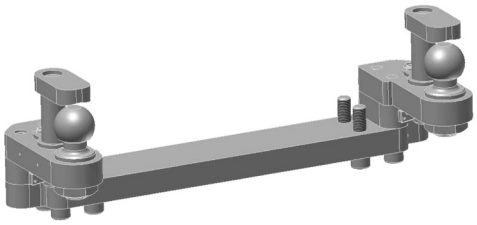

Anbausatz

ROE 74 L018 rechts
ROE 74 L019 links
ROE 74 L023 beidseitig

für Anhängebock 880K0104C an John Deere 6000, 7000, und 8000

Mounting kit

ROE 74 L018 right
ROE 74 L019 left
ROE 74 L023 both sides

for ladder rail 880K0104C on John Deere 6000, 7000, and 8000

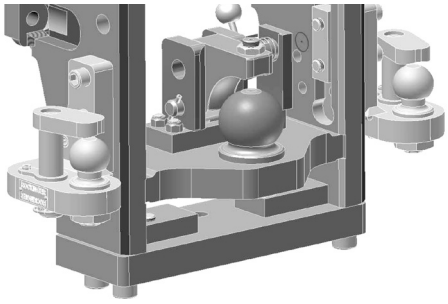

Anbausatz

ROE 74 L021 links
ROE 74 L022 rechts

für Anhängebock 880 L14000 und 880 L 17000 für JCB Fastrac 8000 und MBtrac

Mounting kit

ROE 74 L021 left
ROE 74 L022 right

for ladder rail 880L14000 and 880 L 17000 for JCB Fastrac 8000 and MBtrac

Weitere Zwangslenkungen auf Anfrage

Additional forced steering available

E-Teile:

Kugel 50 mm Kupplung
ROE 75 L043
Niederhalter komplett
ROE 75 L044

Spare parts:

Ball 50 mm hitch
ROE 75 L043
fastening latch complete
ROE 75 L044

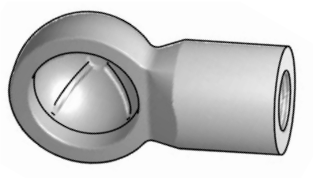

Kugelkalotte 50

ROE 57 L012

Ball calotte 50

ROE 57 L012

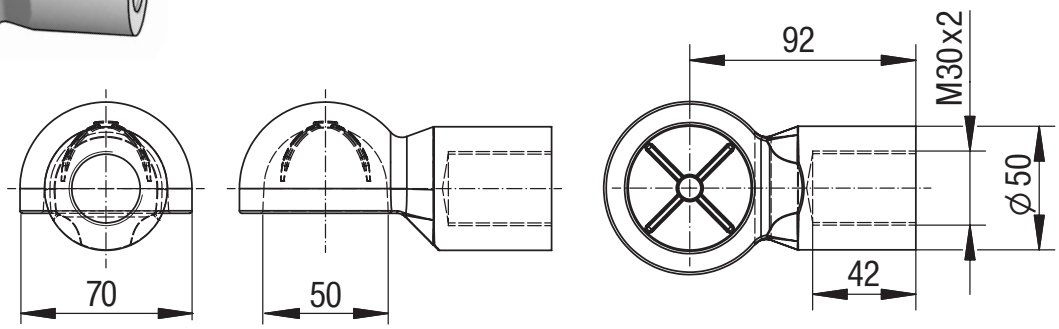

Gelenkkopf 30

ROE 57 L022

Rod end 30

ROE 57 L022

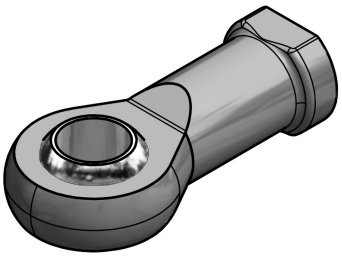

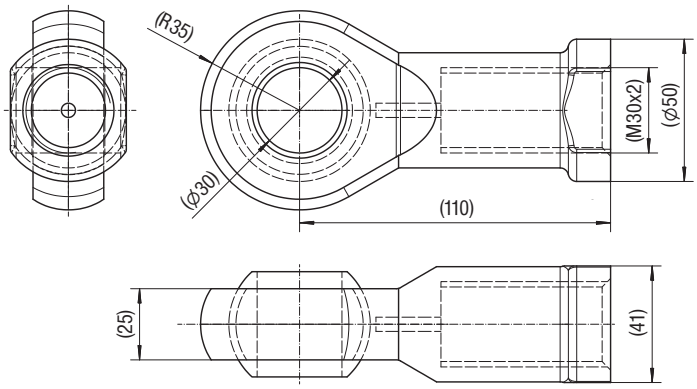

Fernbedienung für Anhängerkupplungen
Remote control for trailer hitches

FERNBEDIENUNG — *REMOTE CONTROL*

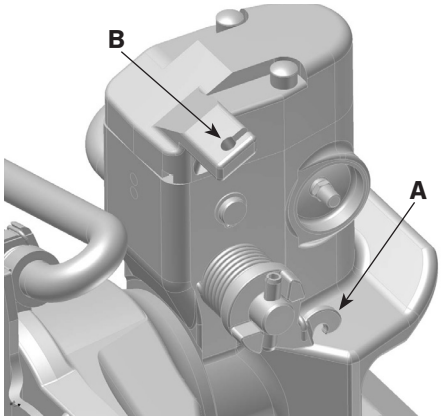

Die mechanische Fernbedienung kann an allen automatischen Kupplungen verwendet werden, die dafür vorgesehen sind:

- Aufnahmemöglichkeit für den Bowdenzug an der Handhebelachse **(A)**
- Bowdenzugführung auf dem Abstützdeckel der Kupplung **(B)**

Modellreihen **RO∗850, RO∗860, RO∗873, RO∗846**
Einbau der Fernbedienung
s. Montageanleitung

Für die Modellreihen **RO∗841** und **RO∗560** werden eigene Aufrüstsätze angeboten:
Bestell-Nr. 70962, Einbau der Fernbedienung s. Montageanleitung

The mechanical remote control can be used for all automatic hitches which are prepared accordingly:

- *Reception for the Bowden cable on the hand lever axle **(A)***
- *Bowden cable duct on the support cover of the hitch **(B)***

*Series **RO∗850, RO∗860, RO∗873, RO∗846***
See assembly instructions for installation of the remote control.

*For the Series **RO∗841** and **RO∗560** separate upgrade kits are available: Order no. 70962, see assembly instructions for installation of the remote control.*

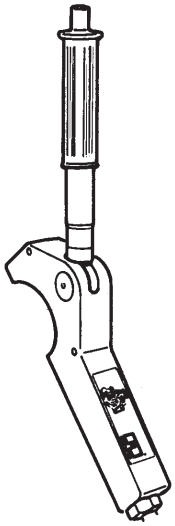

Bowdenzughebel /
Bowden cable lever

Bowdenzughebel

Einbaumöglichkeit in der Fahrerkabine

Der Bowdenzughebel kann in allen Positionen je nach Traktorgegebenheit angebaut werden.
Den Bowdenzughebel so anbringen, dass unbeabsichtigtes Öffnen der Kupplung ausgeschlossen ist.

Bestell-Nr. ROE 71164

Bowden cable lever

Installation in the drivers cab

The Bowden cable lever can be installed in any position, depending on the type of the tractor.
Fit the Bowden cable lever in such a way that unintentional opening of the hitch is ruled out.

Order no. ROE 71164

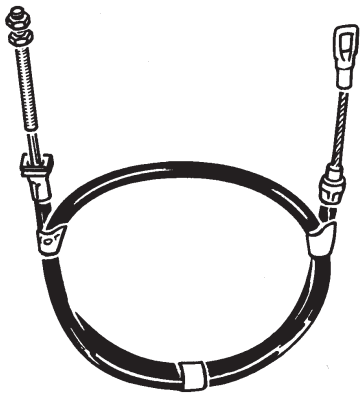

Bowdenzug /
Bowden cable

Bowdenzüge

- Bei der Ermittlung der Länge des Bowdenzuges unbedingt die Drehbarkeit bzw. die Höhenverstellbar keit der Kupplung berücksichtigen!

Bowden cables

- *In calculating of the length of the Bowden cable make sure, to take account of the rotation and height adjustment of the hitch!*

Länge / *Length* (mm)	Bestell-Nr. / *Order no.*
850	57337
950	57338
1000	57339
1250	57340
1500	57341
1600	57342
2000	57343
2500	57344
3000	57345
4000	57346
5000	57347
7000	57348

RO✶59343 / RO✶59344

KALOTTE

CALOTTE

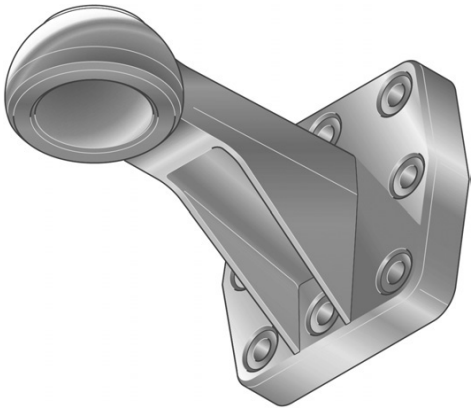

Technische Daten

- Kalotte
- zur Verbindung mit Kupplungskugel ∅ 80 mm nach ISO 24347
- Gewicht ca. 13 kg / ca. 19 kg
- Typ 59343 Ausf. A, B, C und D, Typ 59344 Ausf. A und B

Technical data

- *Calotte*
- *for ball hitches ∅ 80 mm in accordance with ISO 24347*
- *Weight approx. 13 kg / approx. 19 kg*
- *Type 59343 version A, B, C and D, Type 59344 version A and B*

ROE	Lochbild/*Hole pattern* (mm)	Dc (kN)	S (t)	ABG M
59344	100 x110	89,3	2,5	9680
59347	100 x110	89,3	2,5	9680
59339	130 x130	97,1	4,0	9679
59343	145 x145	97,1	4,5	9679
57 L013[1]	145 x145	97,1	4,5	9679

[1] Langloch mittlere Bohrungen

[1] *Long hole center borings*

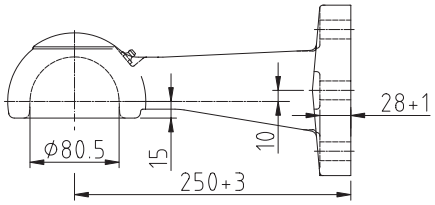

59344 6-Loch-Flansch / *6 hole flange*

59347 8-Loch-Flansch / *8 hole flange*

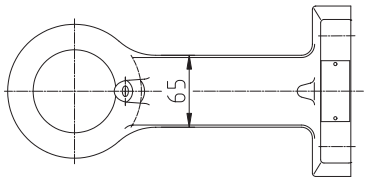

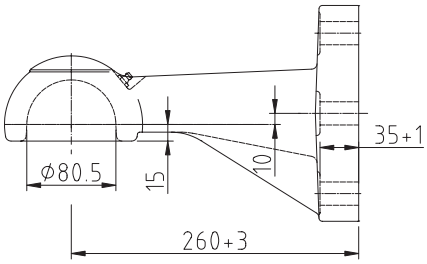

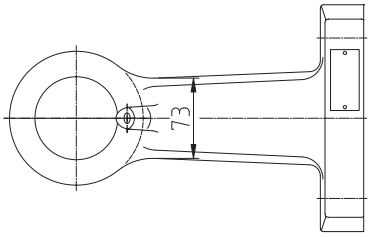

59339 8-Loch-Flansch
8 hole flange

59343 8-Loch-Flansch
8 hole flange

57L013 8-Loch-Flansch
8 hole flange

(Langloch mittlere Bohrungen)
(Long hole center borings)

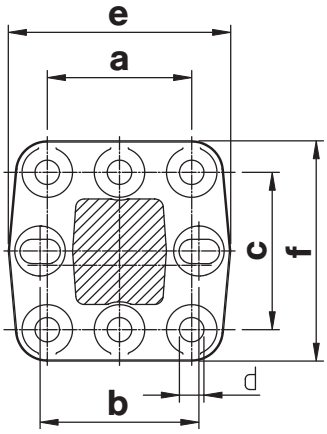

	a (mm)	b (mm)	c (mm)	d (mm)	e (mm)	f (mm)	Schrau-bensatz
59344	100	-	110	17	154^{+4}	154^{+4}	70951
59347	100	110	110	17	154^{+4}	154^{+4}	70950
59339	130	130	130	21	205^{+4}	195^{+4}	70965
59343	145	145	145	21	205^{+4}	195^{+4}	70965
57 L013	145	145/160[3]	145	21	205^{+4}	195^{+4}	70965

RO✶57391 / RO✶57L007 / RO✶57L005

KALOTTE

CALOTTE



Technische Daten

- Kalotte
- für Kugelkupplungen ∅ 80 mm nach ISO 24347

Technical data

- *Calotte*
- *for ball hitches ∅ 80 mm in accordance with ISO 24347*

ROE	D (kN)	S (kg)	ABG	EG
57391	120	2500	nicht erforderlich/*not required*	

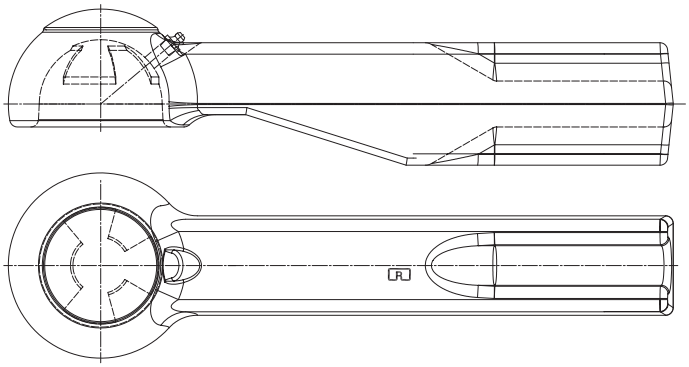

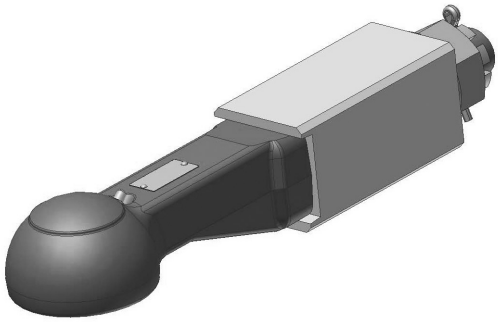

ROE	D (kN)	S (kg)	ABG M	EG e1
57 L007	125	1000	9813	0353

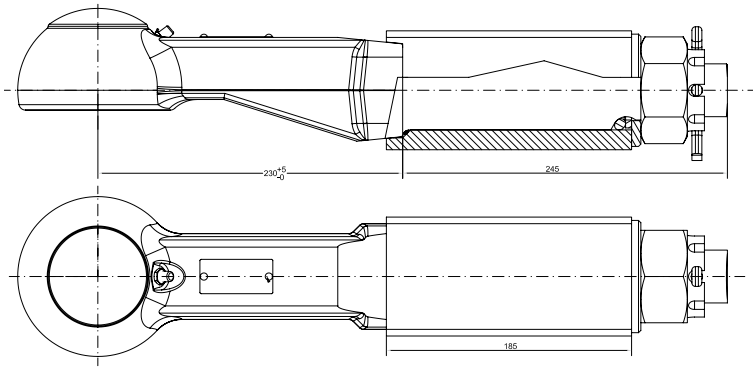



ROE	D (kN)	S (kg)	ABG	EG
57 L005	46	750	EA	EA

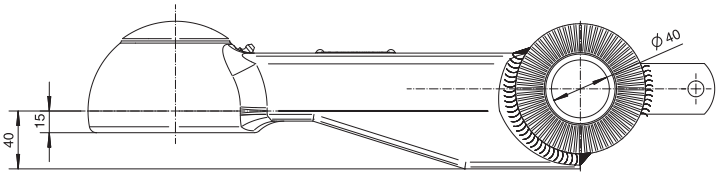

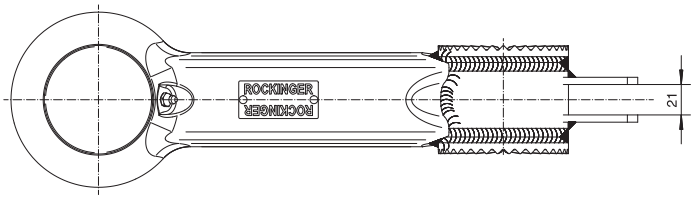

ZUGÖSE 40 mm *TOWING EYE 40 mm*

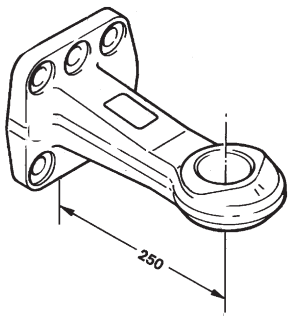

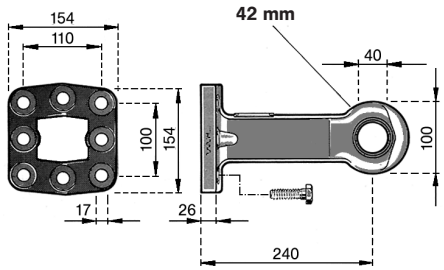

Technische Daten

- Zugösen nach DIN 11026

Technical data

- *Towing eyes in accordance with DIN 11026*

ROE	D[1] (kN)	S (t)	C (t)	ABG	EG
57233	120	1,5	22	2839	–
	120	2,5	22,5	2839	_

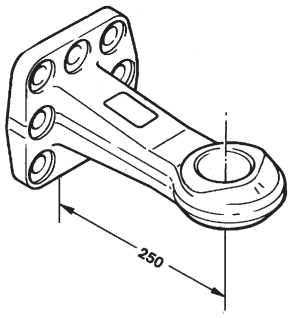

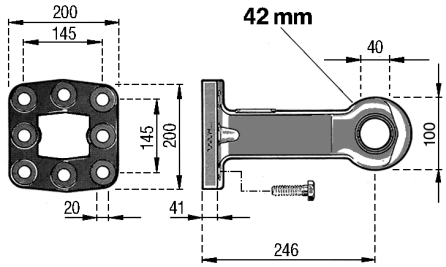

Technische Daten

- Zugösen nach DIN 11026

Technical data

- *Towing eyes in accordance with DIN 11026*

ROE	D[1] (kN)	S (t)	C (t)	ABG	EG
57 L017	90	2,5	22	9627	

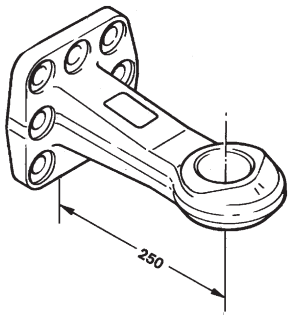

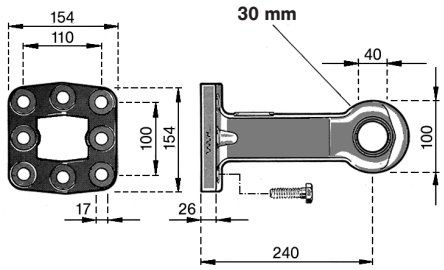

Technische Daten

- Zugösen nach DIN 74054

Technical data

- *Towing eyes in accordance with DIN 74054*

ROE	D[1] (kN)	S (t)	C (t)	ABG	EG
57243	130	1,0	–	–	0046

Zugösen DIN 11026, DIN 74054 – 40
Drawbar eyes DIN 11026, DIN 74054 – 40

ZUGÖSE 40 mm — *TOWING EYE 40 mm*



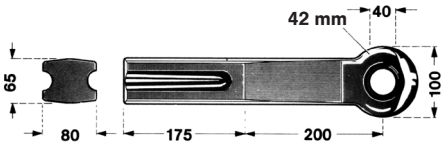

Technische Daten

- Zugösen nach DIN 11026

Technical data

- *Towing eyes in accordance with DIN 11026*

ROE	D[1] (kN)	S (t)	C (t)	ABG	EG
57231	120	2,0/2,5	16	–	0627

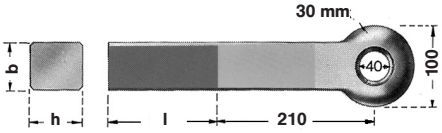

Technische Daten

- Zugösen nach DIN 74054-40
- Zugöse mit Schaft, Form A zum Einschweißen

Technical data

- *Towing eyes in accordance with DIN 74054-40*
- *Drawbar eye with shaft, form A for welding*

ROE	Schaftquerschnitt *shaft section* (h x b)	Einschweißlänge *welding length* (l, mm)	D[1] (kN)	S[2] (t über / *over* S[2] t) bis / *up to* 25 km/h)		C[3] (t)	Gewicht/ *Weight* (kg)
57260	40 x 40	110	18	0,18	0,36	1,8	4,1
57262	50 x 40	110	25	0,25	0,50	2,5	4,7
57264	50 x 50	110	70	0,50	1,0	5,0	5,9
57327	60 x 55	125	95	0,70	1,3	6,5	7,4
57268	65 x 55	125	120[4]	0,90	1,35	8,0	7,8
57270	65 x 60	125	120[4]	1,0	1,4	9,5	8,2

[1] D-Wert
[2] Stützlast
[3] Gesamtgewicht des Starrdeichselanhängers
[4] 130 kN ohne DIN-Bezeichnung

[1] D-value
[2] Vertical load
[3] Total weight of the central-axle trailer
[4] 130 kN without DIN designation

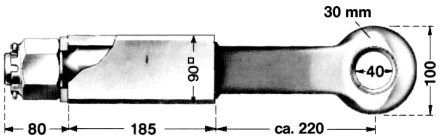

Technische Daten

- Zugösen nach DIN 74054-40
- Zugöse mit Schraubende, Form B, Lager zum Einschweißen

Technical data

- *Towing eyes in accordance with DIN 74054-40*
- *Drawbar eye with threaded end, form B, bearing for welding*

ROE	D[1] (kN)	S[2] (t)	C[3] (t)	ABG M	Gewicht/ *Weight* (kg)
57318	120	1,0	9,5	ohne/*without*	11
57252	120	1,0	9,5	2928	11

[1] D-Wert
[2] Stützlast
[3] Gesamtgewicht des Starrdeichselanhängers

[1] D-value
[2] Vertical load
[3] Total weight of the central-axle trailer

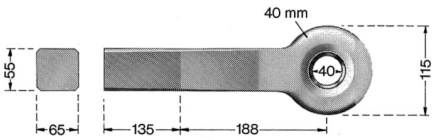

Technische Daten

- Schweizer Zugöse
- Zugöse mit Schaft zum Einschweißen

Technical data

- *Swiss drawbar eye*
- *Drawbar eye with shaft for welding*

ROE	Anhängelast/ *Towed load* (t)	S[1] (t)	Gewicht/ *Weight* (kg)
57229	50	1	8,7

[1] Stützlast

[1] Vertical load

Anschweißplatten

Welding plates

ERSATZTEILE UND ZUBEHÖR

SPARE PARTS AND ACCESSORIES

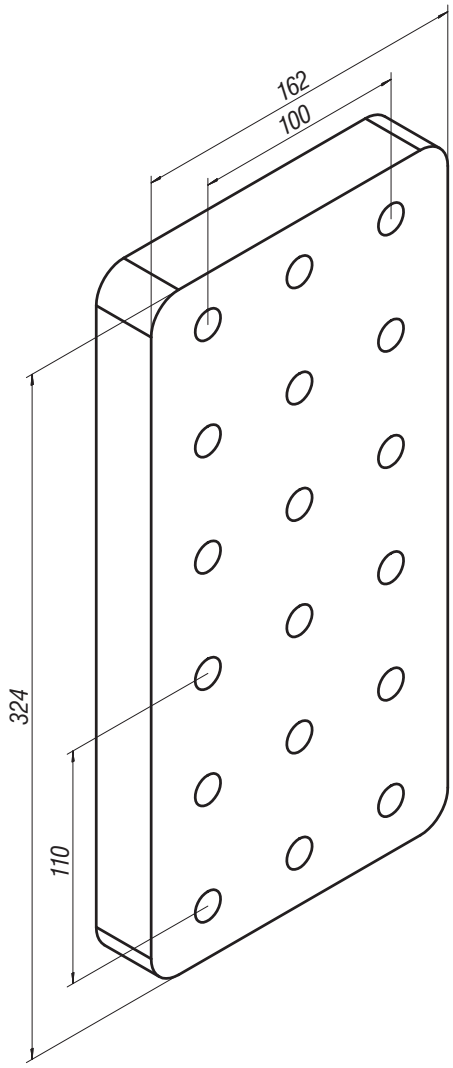

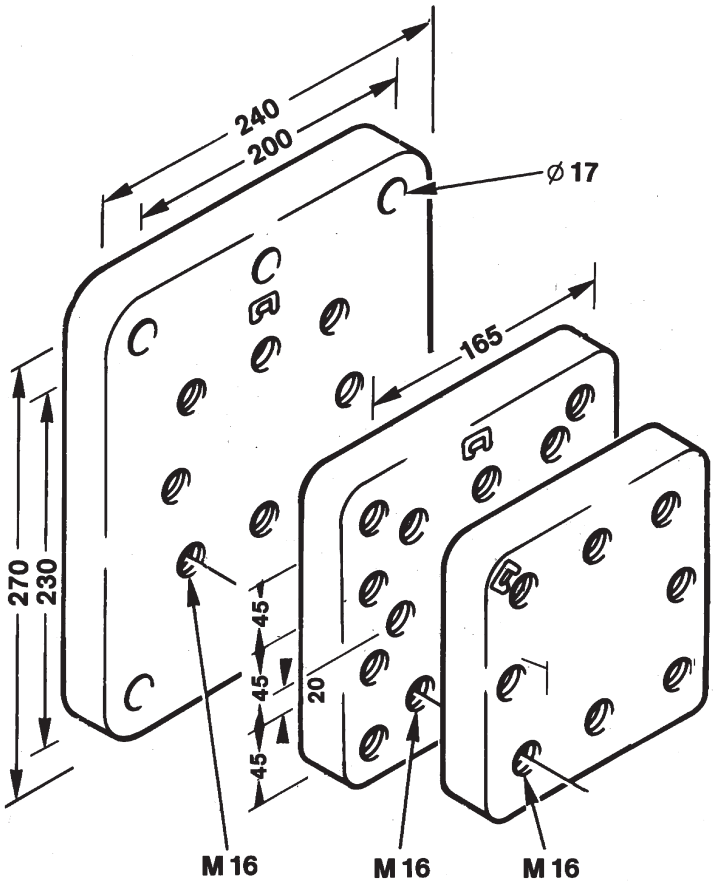

ROE	Bezeichnung / *description*	Außenmaß / *outside dimension*	Lochbild / *hole pattern*
70304	Anschweißplatte / *welding plate*	162 x 162 x 30	100 x 110 x 110
70305	Anschraubplatte / *mounting plate*	200 x 185 x 30	100 x 110 x 110
70306	Anschraubplatte / *mounting plate*	270 x 240 x 30	100 x 110 x 110
70307	Anschweißplatte / *welding plate*	200 x 190 x 40	130 x 130 x 130
74 L074	Anschweißplatte / *welding plate*	200 x 200 x 40	145 x 145 x 145
74 L108	Anschweißplatte / *welding plate*	324 x 162 x 30	4 x (100 x 100 x 110)

Schrauben sind bei allen Anschraub-/Anschweißplatten im Lieferumfang enthalten.
Anschraub-/Anschweißplatten werden bei der Bauartgenehmigung der Deichsel berücksichtigt.

Screws are included in each mounting kit.
Welding / bolting plates are taken into account in type approval of the drawbar.



Bezeichnung	*designation*	Best.-Nr./*order no.*
Lager	*Bearing*	53435
Kronenmutter mit Splint	*castle nut with split pin*	56049
Schraubensatz (10.9) für RO✶57233, RO✶57349, RO✶57350	*screw set (10.9) for RO✶57233, RO✶57349, RO✶57350*	70951
Schraubensatz (10.9) für RO✶57243, RO✶57244	*screw set (10.9) for RO✶57243, RO✶57244*	70950
Schraubensatz (10.9) für RO✶57284	*screw set (10.9) for RO✶57284*	70965



Ersatzbuchsen / *Spare bushes*

Für Zugösen nach *for drawbar eyes according to*	Form *form*	Innendurchmesser / *Inner diameter* (mm)	Bestell-Nr. *part no.*	geschlitzt *slotted*	Bestell-Nr. *part no.*	geschlossen *unslotted*
DIN 74054	A, B, Schweiz *Swiss*	40	53051	●	53386	●
DIN 74054 e1 Kl. S	D	40			53386	●
DIN 74053	A, B	50	53004	●	53376	●
DIN 74053 e1 D 50	D C	50			53376	●
DIN 11026	A, B	40			53348	●

Übermaßbuchsen
- für Innendurchmesser 40 mm und 50 mm,
- zum Reparieren von Zugösen DIN 74053 und DIN 74054 sowie Schweizer Zugösen

Oversize bushes
- *for inner diameters 40 mm and 50 mm,*
- *to repair drawbar eyes DIN 74053 and DIN 74054 and Swiss drawbar eyes*

Bestell-Nr. *part no.*	Für Zugösen 40 mm *for drawbar eyes 40 mm* Außendurchmesser *outer diameter (mm)*	Bestell-Nr. *part no.*	Für Zugösen 50 mm *for drawbar eyes 50 mm* Außendurchmesser *outer diameter (mm)*	Kennzeichnungsringe- *marking rings*
53206	48,50	53362	60,50	1
53207	49,00	53363	61,00	2
53208	49,50			3
53209	50,00			4

Hinweis:
Verwenden Sie nur Buchsen, welche die vorgeschriebene Festigkeit von 1300–1500 N/mm² garantieren. ROCKINGER garantiert Ihnen diese Festigkeit.

Note:
Use only bushes with a guaranteed specified strength of 1300/1500 N/mm² ROCKINGER guarantees this strength

Normalprofil GNZ / *Normal profile GNZ*

Auswahltabelle/lieferbare Ausführungen / ***selection table/available versions***

Typ Type	R *perm. total weight*	D (kN)	A (mm)	Abmessungen/*Dimensions* B (mm)	C (mm)	D (mm)	UN-Profil *UN profile*	E
GNZ 9,4	9,4 t	71	650-1950	320-1250	50-110	20-50	U 50	1, 2
GNZ 18	18 t	98	1000-2600	300-1400	60-130	24-50	U 65	1, 2, 3, 4, C
GNZ 27	27 t	125	1000-2800	200-1400	60-130	24-50	U 80	1, 2, 3, 4, C
GNZ 40	40 t	125/168	1000-3800	200-1500	70-130	24-50	U 100	1, 2, 3, 4, C
GNZ 50	50 t	185	1200-3800	600-1400	70-130	24-50	U 100	2, 3

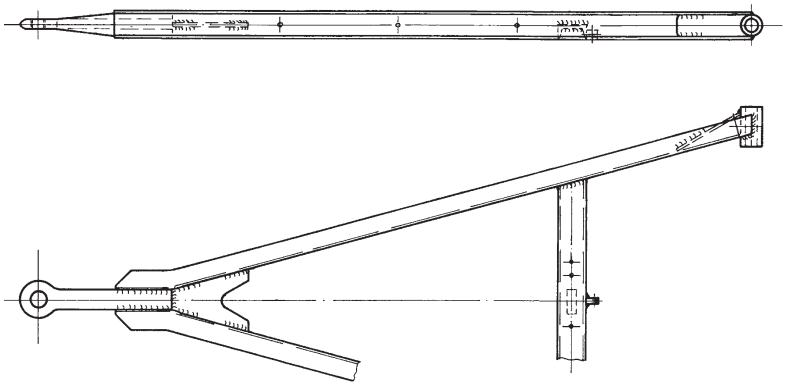

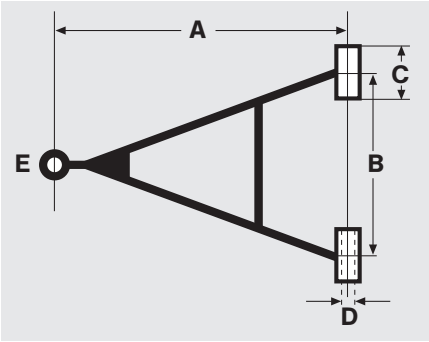

Beispiel / *example*, Artikel-Nr. / *part no.*:	**YD**	**210**	**130**	**50**	**1**	**0**	**0**
Stelle / *place*:	1–2 Typ/*Type*	3–5 (Länge/*length*)	6–8 (Breite/*width*)	9 +10 Auge/*Eye*	11 Zugöse/*drawbar eye*	12	13

YA = GNZ 9,4

YD = GNZ 18

YG = GNZ 27

YF = GNZ 40

YB = GNZ 50

10 = 60/24	03 = 100/28
20 = 80/26	04 = 100/32
30 = 70/26	05 = 70/40
40 = 80/25	06 = 90/40
50 = 80/28	07 = 100/40
60 = 80/30	08 = 90/50
70 = 100/30	09 = 80/30*
80 = 100/35	weitere Ausführungen auf Anfrage
90 = 100/30*	*other versions on demand*
00 = 60/20	
01 = 70/24	
02 = 60/25	* = Silentblock

1 = 40 DIN 74054 A

2 = 50 DIN 74053 A

3 = 50 Schwerlast/*heavy duty*

4 = Schweizer Zugöse
Swiss drawbar eye

C = Zugpfanne KS∗80
Hitch head KS∗80

Weitere Zuggabeln auf Anfrage
Other forked drawbars on demand

CF 1560700 RA 9

JOST TELESKOP-STÜTZVORRICHTUNG / *JOST TELESKOPIC SUPPORT*



Stabil und komfortabel

- Hohe Hub- und Stützlast
- Einfaches und schnelles Abstellen des Aufliegers

Technische Daten

- Hublast = 10 t
- Hub pro Kurbelumdrehung:
  im Lastgang = 0,9 mm
  im Schnellgang = 15 mm
- Kurbeldruck je Kurbel (Kurbelradius 250 mm) bei 10 t Hublast = 200 Nm
- Gewicht = 56 kg
- stat. Prüflast = 12 t

Stable and convenient

- *High lift and support load*
- *Simple and rapid parking of the semitrailer*

Technical Data

- *Lifting capacity = 10 t*
- *Lift per crank rotation:*
  low gear = 0,9 mm
  high gear = 15 mm
- *Crank force per turn (crank radius 250 mm) at 10 t lift load = 200 Nm*
- *weight = 56 kg*
- *static load = 12 t*

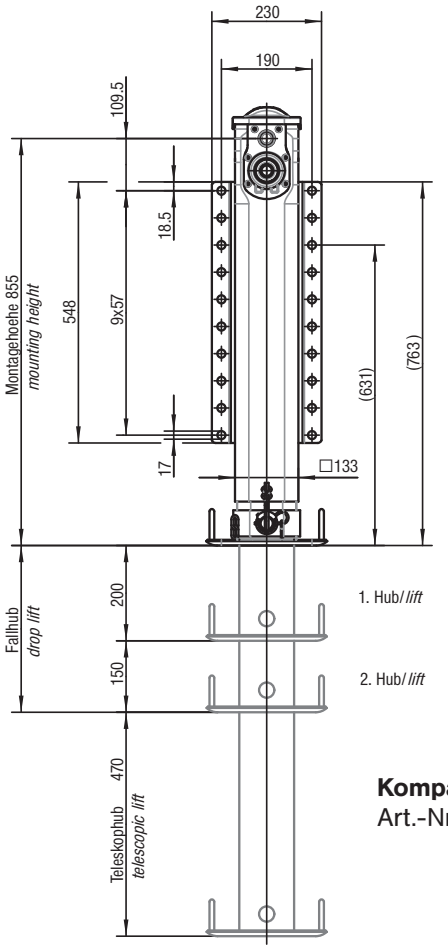

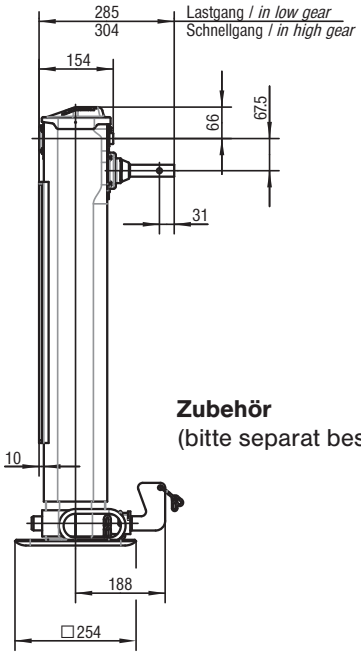

Zubehör
(bitte separat bestellen)

Accessories
(please order separately)

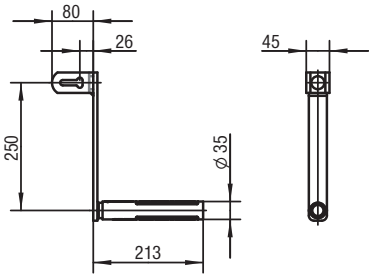

Kompakte Sonderkurbel
Art.-Nr. JS1118-0274 K

Compact special crank
Order no. JS1118-0274 K

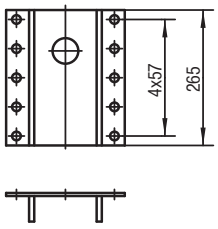

Zusätzliche Anschraubplatte
Art.-Nr. JS1115-0033

Additional back plate
Order no. JS1115-0033

ROCKINGER
Member of JOST-World

KLK L / N + HE 12L / HE 12-1000L

KLK L / N

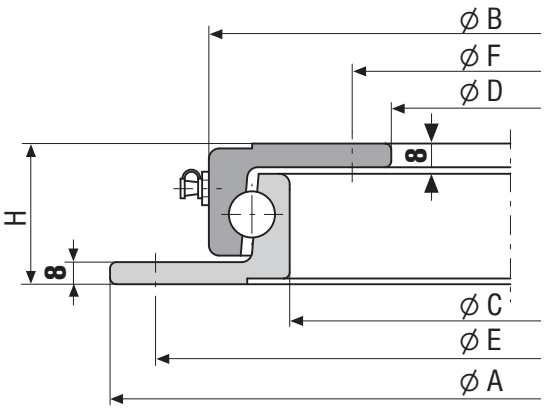

Lieferumfang / ***Scope of delivery***

- ungebohrt / *undrilled*
- grundiert / *primed*

Einsatzbereich / *Application area*

Verwendung *Application*	Geschwindigkeit *Speed*	Baureihe *Model*
Ackerwagen *Field vehicles*	bis 30 km/h *up to 30 km/h*	L
Transportgeräte *Transport devices*	bis 30 km/h *up to 30 km/h*	
Ackerwagen, schwer *Field vehicles, heavy*	über 30 km/h *over 30 km/h*	N
LKW-Anhänger, leicht *Truck trailers, light*	bis 30 km/h *over 30 km/h*	

Bei einer Geschwindigkeit unter 30 km / h erhöht sich für die Baureihe N die zulässige Axiallast um 30 bis 50 %.

At a speed up to 30 km/h the permissible axle load is increased by 30 to 50% for the model N.

Auswahltabelle / lieferbare Ausführungen — ***Selection table / available versions***

Artikel-Nummer *Part no.*	zulässige Axiallast *permissible axle load* (kN)	A	B	C	D	E	F	H	Gewicht/*Weight* (ca./*app.* kg)
		Abmessungen/*Dimensions* (mm)							
KLK 400 L	7,5	400	342	292	230	375	260	45	11
KLK 500 L	9	500	442	392	330	475	360	45	15
KLK 650 L	15	650	592	542	480	625	510	45	20
KLK 750 L	18	750	692	642	580	725	610	45	23
KLK 850 L	25	850	792	742	680	825	710	45	27
KLK 950 L	30	950	892	842	780	925	810	45	30
KLK 1050 L	35	1050	992	942	880	1025	910	45	34
KLK 500 N	18	500	437	384	315	475	340	52	17
KLK 650 N	25	650	587	534	465	625	490	52	23
KLK 750 N	30	750	687	634	565	725	590	52	28
KLK 850 N	35	850	787	734	665	825	690	52	32
KLK 950 N	40	950	887	834	765	925	790	52	36
KLK 1050 N	45	1050	987	934	865	1025	890	52	40

HE 12L / HE 12-1000 L

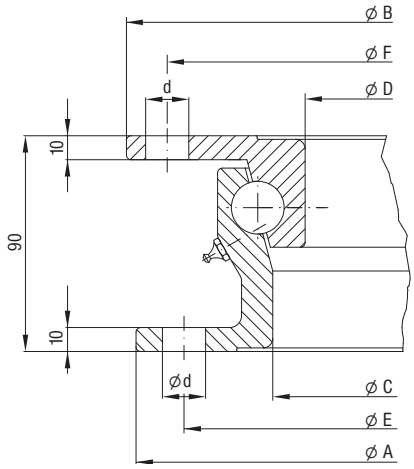

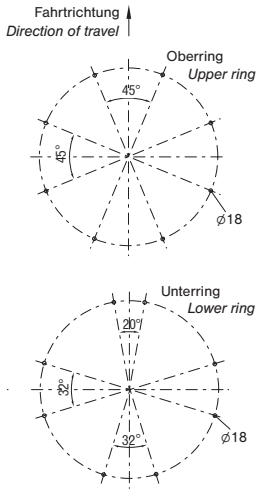

Lieferumfang / ***Scope of delivery***

- gebohrt/ungebohrt / *drilled/undrilled*
- grundiert / *primed*

Einsatzbereich / *Application area*

Verwendung / *Application*	Geschwindigkeit / *Speed*
Landwirtschaftliche Anhänger *Agricultural trailers*	bis 80 km/h auf befestigten Straßen *up to 80 km/h on paved roads*

Auswahltabelle/lieferbare Ausführungen / *Selection table/available versions*

Artikel-Nummer Part no.	zul. Axiallast *perm.axle load* (kN)	A	B	C	D	E	F	d	Gewicht/*Weight* (ca./*app.* kg)	Bohrung *Drilling*
		Abmessungen/*Dimensions* (mm)								
KLK HE 12-1000L	80	1000	1011	886	859	960	974	–	63	ungeb./*undrilled*
KLK HE 12 L	90	1100	1111	986	959	1060	1074	18	69	gebohrt/*drilled*

Die Maßangaben unterliegen unseren Werkstoleranzen. Einbau- und Wartungshinweise finden Sie unter www.jost-world.com

The dimensions given are subject to our works tolerances. For installation and maintenance instructions go to www.jost-world.com

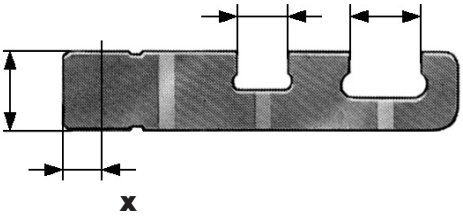

Prüflehren für Anhängerkupplungen

Gauges for trailer hitches

- Kupplungsbolzen, Einhandstecker, Zugöse
- *Hitch pin, single-hand pin, drawbar eye*

ROE	Prüflehre / *Gauge*
57026	30 mm (LoF/AnF), 40 mm
57122	50 mm (ISO)



Werkzeuge

Tools

- **Montagedorn**
  zum Aus- und Einschlagen von Zugösenbuchsen
- ***Mounting tool***
  for hammering and removing draw-bar eye bushes

ROE	Montagedorn für Zugösenbuchsen (Innendurchmesser in mm) *mounting tool for drawbar eye bushes (inner diameter in mm)*
57111	40
57228	50

Einroll-Werkzeuge	***Rolling-in-tools***
ROE	Einrollwerkzeug für Zugösenbuchsen (mm) *Rolling-in-tool for drawbar eye bushes (mm)*
57059	40
57088	50

Verschleißmaße

FÜR ANHÄNGEKUPPLUNGEN UND ZUGÖSEN

Selbsttätige Kupplungen
– Lagerung (Drehgelenk)

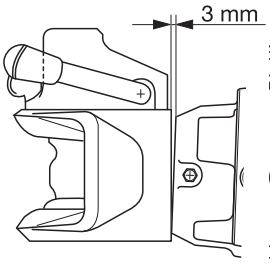

Spaltmaß am Drehgelenk zwischen Zugmaul und Flanschbund bei leichter Belastung des unteren Lappens in Fahrposition: **max. 3 mm**

– Kupplungsbolzen

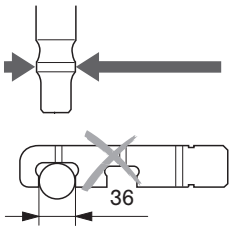

- Durchmesser

Typ	Nennmaß (mm)	Verschleißgrenze min. (mm)
840	38 ± 0,1	36
850	30,6 ± 0,1	28,6
860	38 ± 0,1	36
873	36 ± 0,1	34

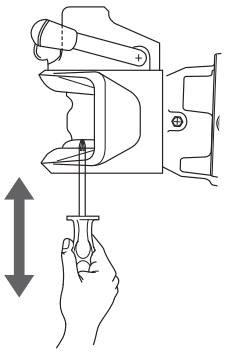

- Höhenspiel: **max. 2,5 mm**

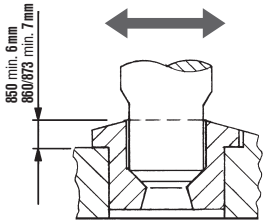

- Spiel in der unteren Bolzenführung **max. 2,5 mm:** Verschleiß des Kupplungsbolzens **oder** der Bohrung **max. 1,5 mm**

Nicht selbsttätige Kupplungen
– Lagerung (Drehgelenk)

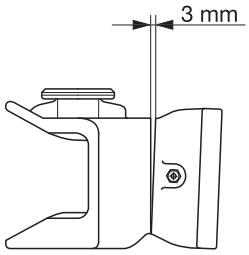

Spaltmaß am Drehgelenk zwischen Zugmaul und Flanschbund bei leichter Belastung des unteren Lappens in Fahrposition: **max. 3 mm**

– Einhandstecker

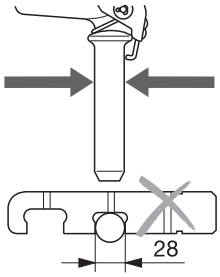

- *Durchmesser*

Typ	Nennmaß (mm)	Verschleißgrenze min. (mm)
274	30–31,5	28
800	30–31,5	28
810	30–31,5	28

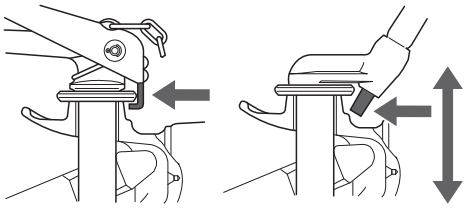

- Sicherung: Keine Verformung der Sicherungsteile
- Zulässiges Höhenspiel: **max. 6 mm**

– Körperbohrung

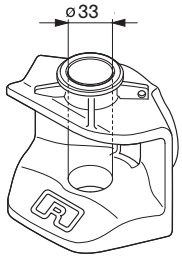

oben und unten in Fahrposition **max. 35 mm** oval

Steckbolzenlager

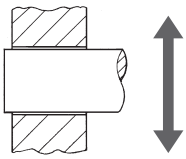

- Bolzenspiel in der Bohrung **max. 3 mm** (Nennmaß neu 0,5 mm)
- Verschleiß des Bolzens **max. 1,5 mm**
- Verschleiß der Bohrung **1 mm** oder umgekehrt

Fahrstuhllager

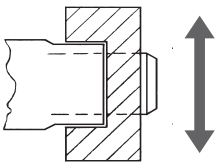

- Spiel in den Führungsteilen in Zug-/Schubrichtung **max. 2,4 mm** (Nennmaß neu 0,4 mm bei Einbaumaß 330 mm)
- Verschleiß der Nut im Anhängebock **max. 1,2 mm**
- Verschleiß an der Führung der Anhängerkupplung **0,8 mm** oder umgekehrt

Zugösen

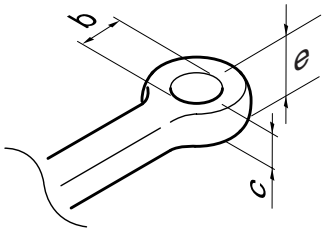

ISO	DIN	b[2] max. (mm)	c min. (mm)	e[3] min. (mm)
5692-2	11026	41,5	38	22
–	11043	41,5	31[1]	22
8755	74054	41,5	28	22
8755	74054/2 (ohne Buchse)	44,0	28	24
1102	74053	52,5	41,5	23,5
5692-1	9678	52,5	27,5	27

[1] Neumaß im Höckerbereich 35 mm [2] Maß mit Buchse [3] Maß ohne Buchse

Permitted wear

FOR T0WING HITCHES AND DRAWBAR EYES

Automatic couplings
– bearing (turning knuckle)

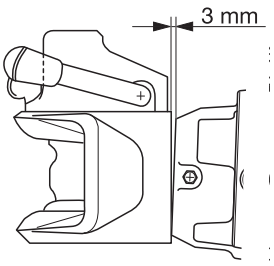

Gap at turning knuckle
between funnel and flange collar under light load on the lower tab in driving position: ***max. 3 mm***

– coupling pin

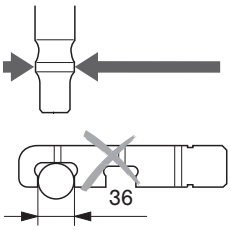

- *Diameter*

Type	Nominal dimension (mm)	Wear limit min. (mm)
840	38 ± 0,1	36
850	30,6 ± 0,1	28,6
860	38 ± 0,1	36
873	30,6 ± 0,1	28,6

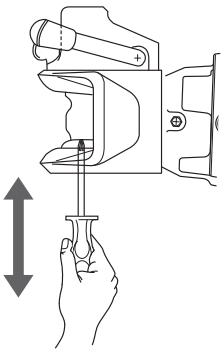

- *Vertical clearance:* ***max. 2,5 mm***

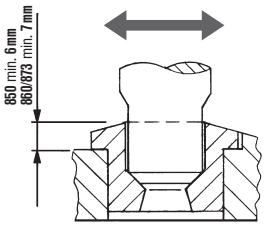

- *Clearance in the lower pin guideway* ***max. 2,5 mm:*** *Wear of the coupling pin* ***or*** *of the bore* ***max. 1,5 mm***

Non-automatic couplings
– bearing (turning knuckle)

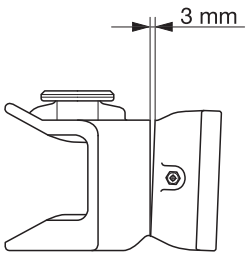

Gap at turning knuckle
between funnel and flange collar under light load on the lower tab in driving position: ***max. 3 mm***

– single hand pin

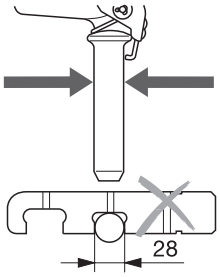

- *Diameter*

Type	Nominal dimension (mm)	Wear limit min. (mm)
274	30–31,5	28
800	30–31,5	28
810	30–31,5	28

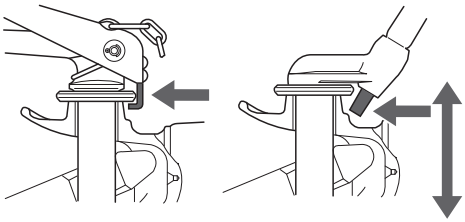

- *Safety device: no deformation of the safety components*
- *Permissible clearance:* ***max. 6 mm***

– bore

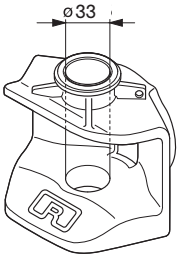

Top and bottom in drive position ***max. 35 mm*** *oval*

Insert pin bearing

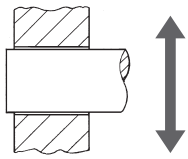

- *Pin play in the bore* ***max. 3 mm*** *(nominal dimension when new 0,5 mm)*
- *Wear of the pin* ***max. 1,5 mm***
- *Wear of the bore* ***1 mm*** *or vice versa*

Lift bearing

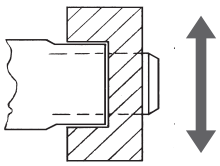

- *Play in guideway in push/pull direction* ***max. 2,4 mm*** *(nominal dimension when new 0,4 mm at an installation dimension 330 mm)*
- *Wear of the groove in hitch holder* ***max. 1,2 mm***
- *Wear in the guideway of the trailer hitch* ***0,8 mm*** *or vice versa*

Drawbar eyes

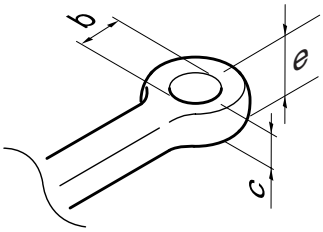

ISO	DIN	b[2] max. (mm)	c min. (mm)	e[3] min. (mm)
5692-2	11026	41,5	38	22
–	11043	41,5	31[1]	22
8755	74054	41,5	28	22
8755	74054/2 (without bush)	44,0	28	24
1102	74053	52,5	41,5	23,5
5692-1	9678	52,5	27,5	27

[1] New dimension in hump area 35 mm [2] Dimension with bush [3] Dimension without bush

RO✶810/274 UA / SA (alte Höhenverstellung) *RO✶810/274 UA / SA (old height adjustment)*

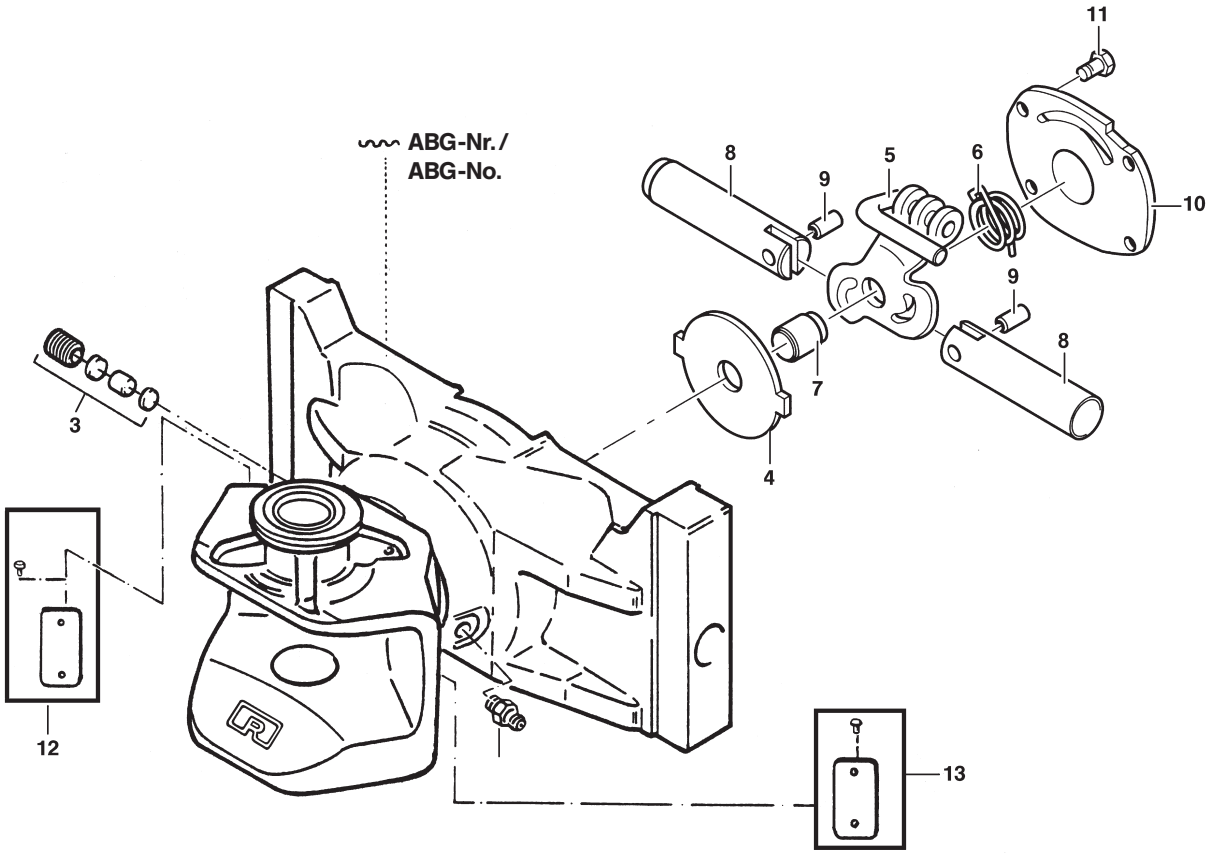

Nr. *No.*	Bezeichnung	*designation*	für *for*	Stück *piece*	Bestell-Nr. *Order No.*
2	Einschlagnippel A 10 x 1	*lubrication nipple A 10 x 1*		1	65018
3	Nachstellschraube (nicht bei 810 D)	*adjustment screw (not for 810 D)*		1	70241
4	Lagerscheibe	*bearing plate*		1	15409
5	Kurvenscheibe	*cam plate*	274 R / S	1	70524
	Kurvenscheibe	*cam plate*	274 U	1	65514
6	Drehfeder	*torsion spring*		1	55182
7	Lagerbolzen	*bearing bolt*		1	52308
8	Arretierbolzen	*arrest bolt*	274 R / S	2	52309
	Arretierbolzen	*arrest bolt*	274 U	2	52330
9	Zylinderstift 10 M 6 x 28	*cylinder pin 10 M 6 x 28*		2	32118
10	Abschlussdeckel	*sealing cover*		1	15410
11	Schraubensatz	*set of screws*		1	70518
12	Typenschild	*type plate*			auf Anfrage/ *on request*
13	EG-Schild	*EU plate*			auf Anfrage/ *on request*

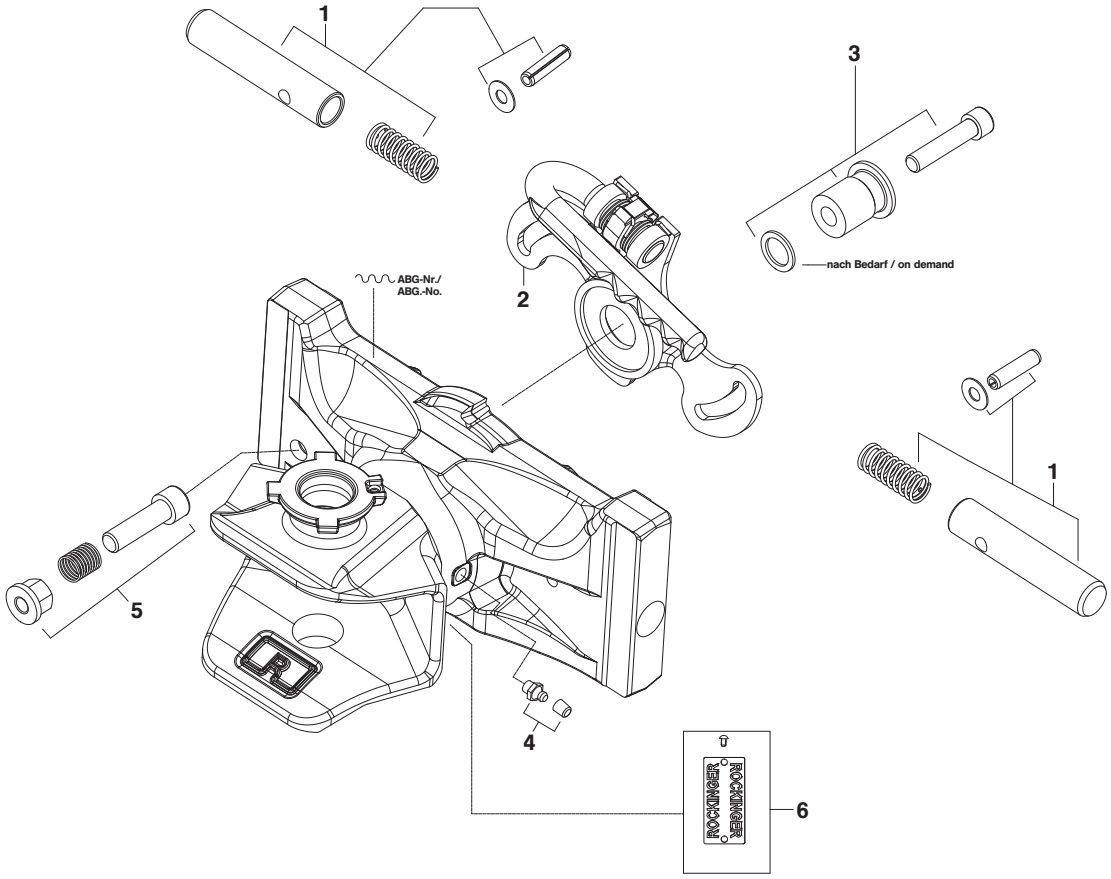

Nr. *No.*	Bezeichnung	*designation*	für *for*	Stück *piece*	Bestell-Nr. *Order No.*
1	Befestigungssatz Arretierbolzen	*arrest bolt set*	D 10 …	1	71430
	Befestigungssatz Arretierbolzen	*arrest bolt set*	D 12 …	1	71431
	Befestigungssatz Arretierbolzen	*arrest bolt set*	D 23 …	1	71432
	Befestigungssatz Arretierbolzen	*arrest bolt set*	D 30 …	1	71433
	Befestigungssatz Arretierbolzen	*arrest bolt set*	D 36 …	1	71434
	Befestigungssatz Arretierbolzen	*arrest bolt set*	D 90 …	1	75L106
2	Kurvenscheibe D 30	*cam plate D 30*	D 30 / D 10 / D 23 / D 36…	1	71428 / 75L115*
	Kurvenscheibe D 12	*cam plate D 12*	D 12 …	1	71429 / 75L115*
	Kurvenscheibe D 90	*cam plate D 90*	D 90 …	1	75L105
3	Befestigungssatz Kurvenscheibe	*set of cam plate fastenings*	D 10 / D 23 / D 30 / D 36…	1	71425 / 75L103*
	Befestigungssatz Kurvenscheibe	*set of cam plate fastenings*	D 90	1	75L104
	Befestigungssatz Kurvenscheibe	*set of cam plate fastenings*	D 123…	1	71426
	Befestigungssatz Kurvenscheibe	*set of cam plate fastenings*	D 124/125…	1	71427
4	Einschlagnippel A 10 x 1	*lubrication nipple A 10 x 1*		1	65018
5	Durchrutschsperre	*anti-slip lock*		1	70910
6	Typenschild	*type plate*			auf Anfrage/ *on request*

* ab techn. Stand ...1 (März 2011) ** from technical release ...1 (March 2011)*

RO✶825 A *RO✶825 A*

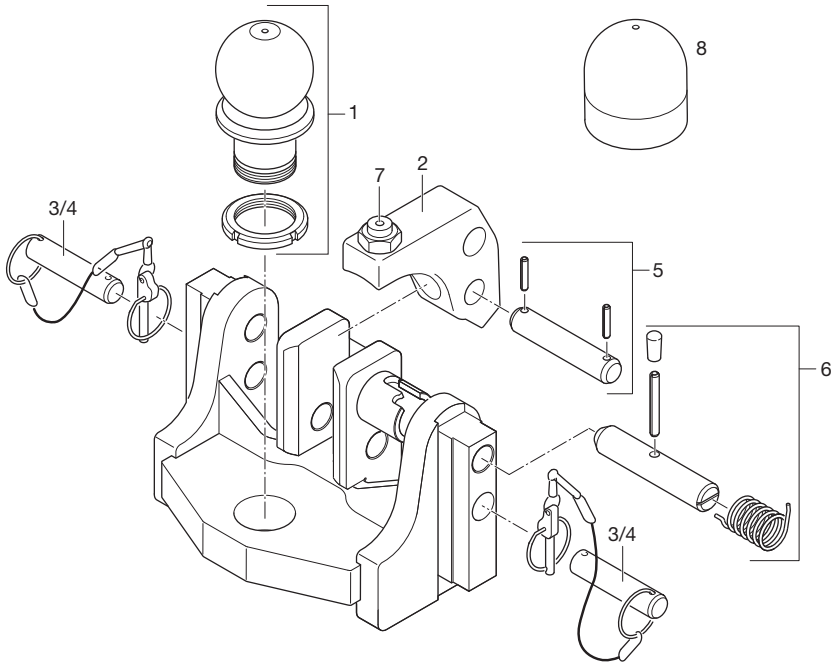

Nr. *No.*	Bezeichnung	*designation*	Stück *piece*	Bestell-Nr. *Order No.*
1	Kugel mit Nutmutter	*ball with channel nut*	1	71177
2	Niederhalter mit Schraube	*latch with screw*	1	71179
3	Bolzen mit Sicherung ∅ 25[1]	*pin with lock rings ∅ 25[1]*	1	71180
4	Bolzen mit Sicherung ∅ 22[2]	*pin with lock rings ∅ 22[2]*	1	71241
5	Lagerbolzen	*bearing pin*	1	71181
6	Sicherungsbolzen	*safety pin*	1	71182
7	Einstellschraube mit Mutter	*adjustment screw with nut*	1	75L001
8	Staubkappe	*dustcap*	1	25522

[1]) Sw 330
[2]) Sw 310, 312, 323 336

[1]) Sw 330
[2]) Sw 310, 312, 323 336

RO✶825 A *RO✶825 A*

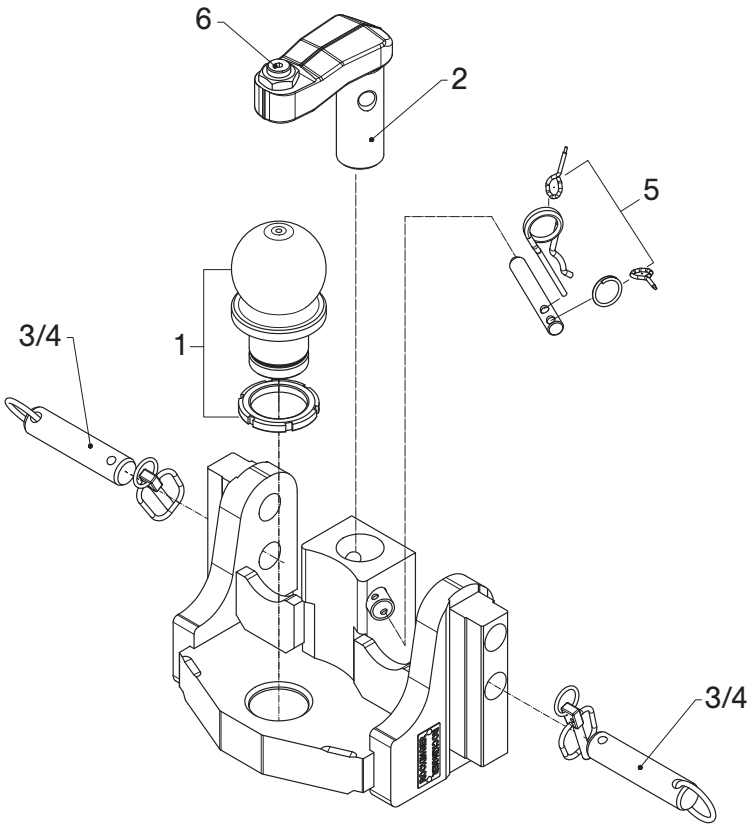

Nr. *No.*	Bezeichnung	*designation*	für/ *for*	Stück *piece*	Bestell-Nr. *Order No.*
1	Kugel	*ball*		1	ROE 71177
2	Niederhalter	*keeper*		1	ROE 75 L099
3	Arretierbolzen ∅ 25 mm	*arresting bolt ∅ 25 mm*	RO 825 A 3030 C RO 825 A 9030 C	1 1	ROE 71180 ROE 71180
4	Bolzen mit Sicherung ∅ 22 mm	*pin with lock rings ∅ 22 mm*	RO 825 A 1030 C RO 825 A 1230 C RO 825 A 2330 C RO 825 A 3630 C	1 1 1 1	ROE 71241 ROE 71241 ROE 71241 ROE 71241
4	Sicherungsbolzen	*safety pin*		1	ROE 75 L077
7	Einstellschraube mit Mutter	*adjustment screw with nut*		1	ROE 75 L001

Zwangslenkung *Forced steering*

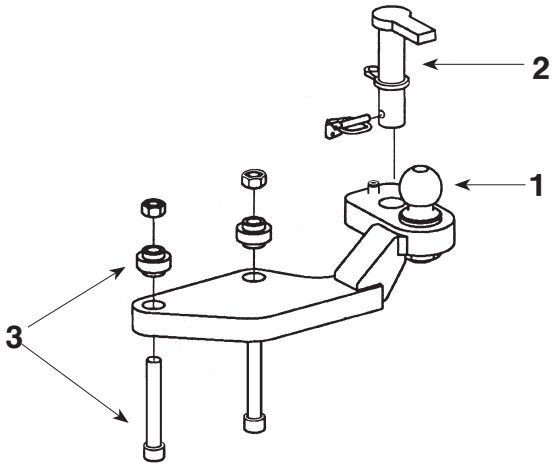

Nr. *No.*	Bezeichnung	*designation*	Stück *piece*	Bestell-Nr. *Order No.*
1	Kugel 50 mm komplett	*ball 50 mm complete*	1	75L043
2	Niederhalter komplett	*latch complete*	1	75L044
3	Befestigungssatz	*fastening kit*	1	75L045

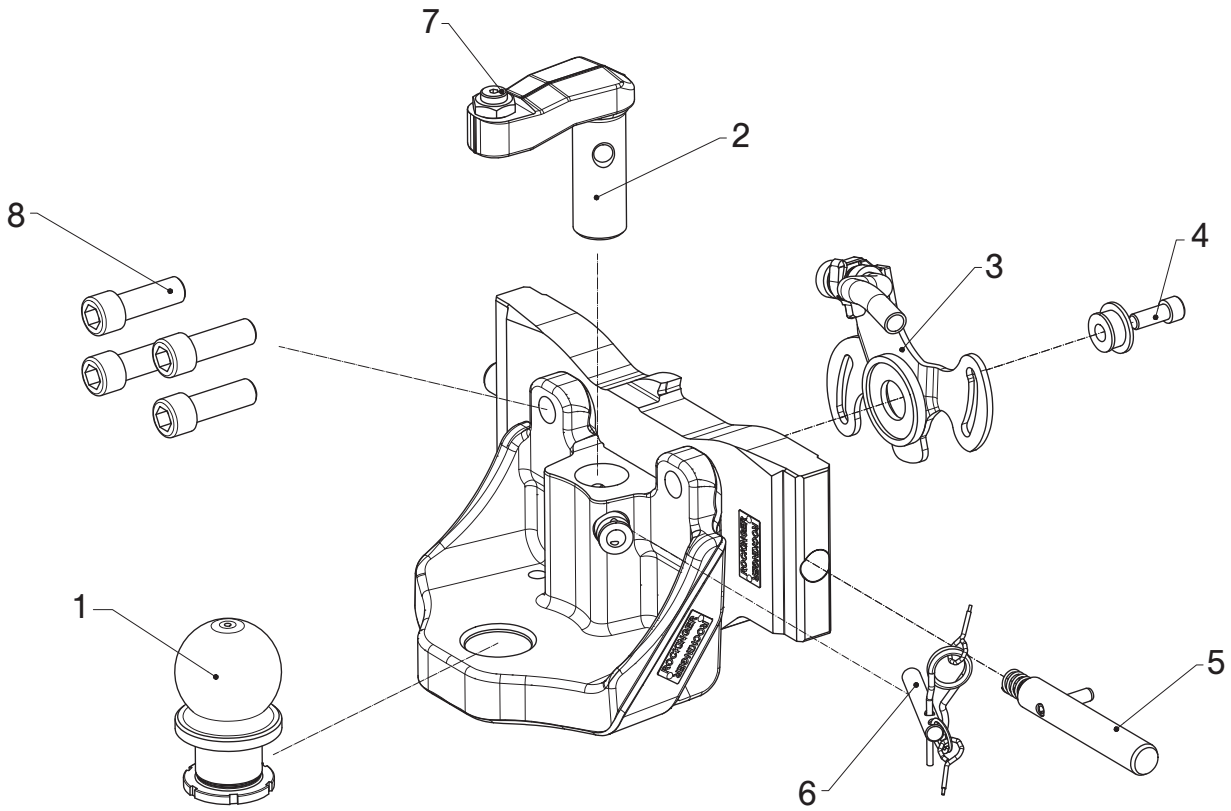

Nr. *No.*	Bezeichnung	*designation*	für/ *for*	Stück *piece*	Bestell-Nr. *Order No.*
1	Kugel	*ball*		1	ROE 71177
2	Niederhalter	*keeper*		1	ROE 75 L099
3	Kurvenscheibe	*cam disc*	ROE 74 L044 ROE 74 L045 ROE 74 L046 ROE 74 L047 ROE 74 L109 ROE 74 L106	1 1 1 1 1 1	ROE 75 L115 ROE 75 L115 ROE 75 L115 ROE 75 L115 ROE 75 L115 ROE 75 L127
4	Befestigungssatz Kurvenscheibe	*fastening set cam disc*		1	ROE 75 L128
5	Arretierbolzen	*arresting bolt*	ROE 74 L044 ROE 74 L045 ROE 74 L046 ROE 74 L047 ROE 74 L109 ROE 74 L106	1 1 1 1 1 1	ROE 71433 ROE 71431 ROE 71432 ROE 71434 ROE 75 L121 ROE 75 L106
6	Sicherungsbolzen	*safety pin*		1	ROE 75 L077
7	Einstellschraube	*adjustment screw*		1	ROE 75 L001
8	Schraubensatz	*screw set*		1	ROE 74 L052

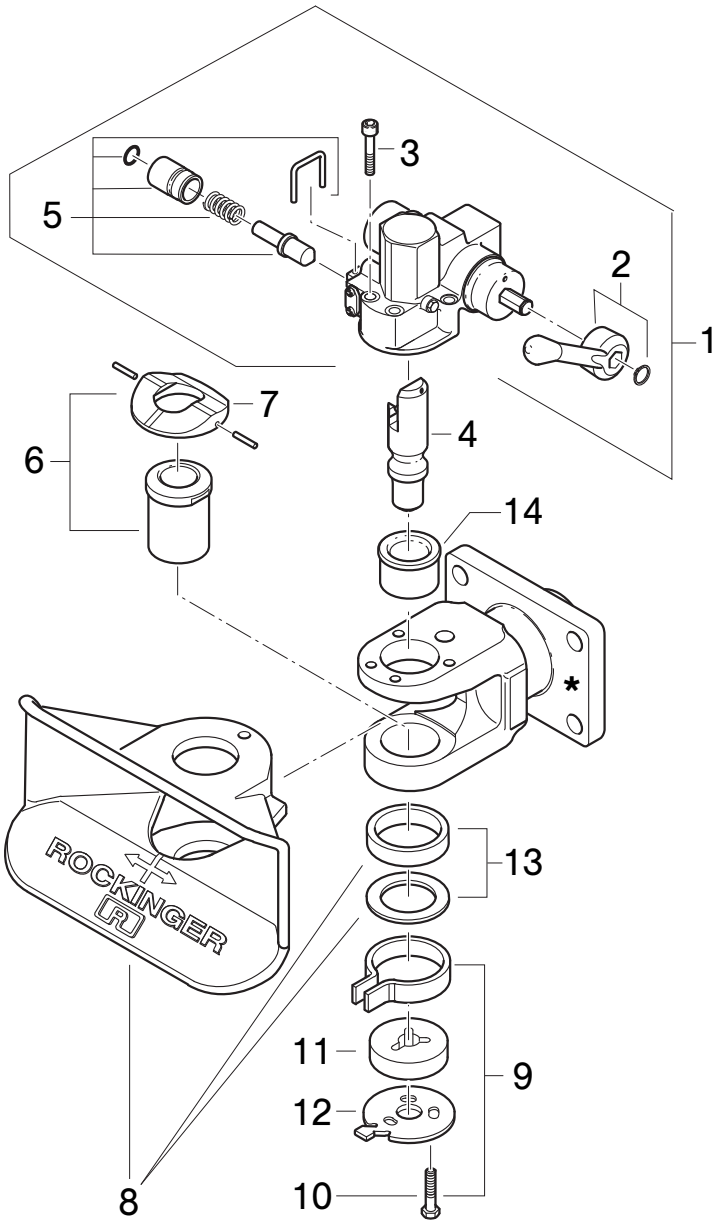

Nr. *No.*	Bezeichnung	*designation*	Stück *piece*	Bestell-Nr. *Order No.*
1	Automatikeinheit ohne Nr. 4	*automatic unit without no. 4*	1	70944
2	Handhebel aufwärts	*hand lever upwards*	1	50244
	Handhebel abwärts	*hand lever downwards*	1	70735
3	Schraubensatz	*set of screws*	1	30361
4	Kupplungsbolzen	*locking pin*	1	47099
5	Sicherung	*safety system*	1	70925
6	Untere Buchse mit Nr. 7	*lower bush with no. 7*	1	53519
7	Auflagering	*support ring*	1	59278
8	Fangmaul mit Nr. 13	*funnel with no. 13*	1	46109
9	Omegafeder mit Schrauben	*Omega spring with screws*	1	55256
10	Schraubensatz	*set of screws*	1	30362
11	Führungsbuchse	*guide bush*	1	53467
12	Unterteil	*base plate*	1	65626
13	Lagerringe Fangmaul	*bearing rings for funnel*	1	25479
14	Obere Buchse	*upper bush*	1	53520
✶	Kein Ersatzteil	*no spare part*		

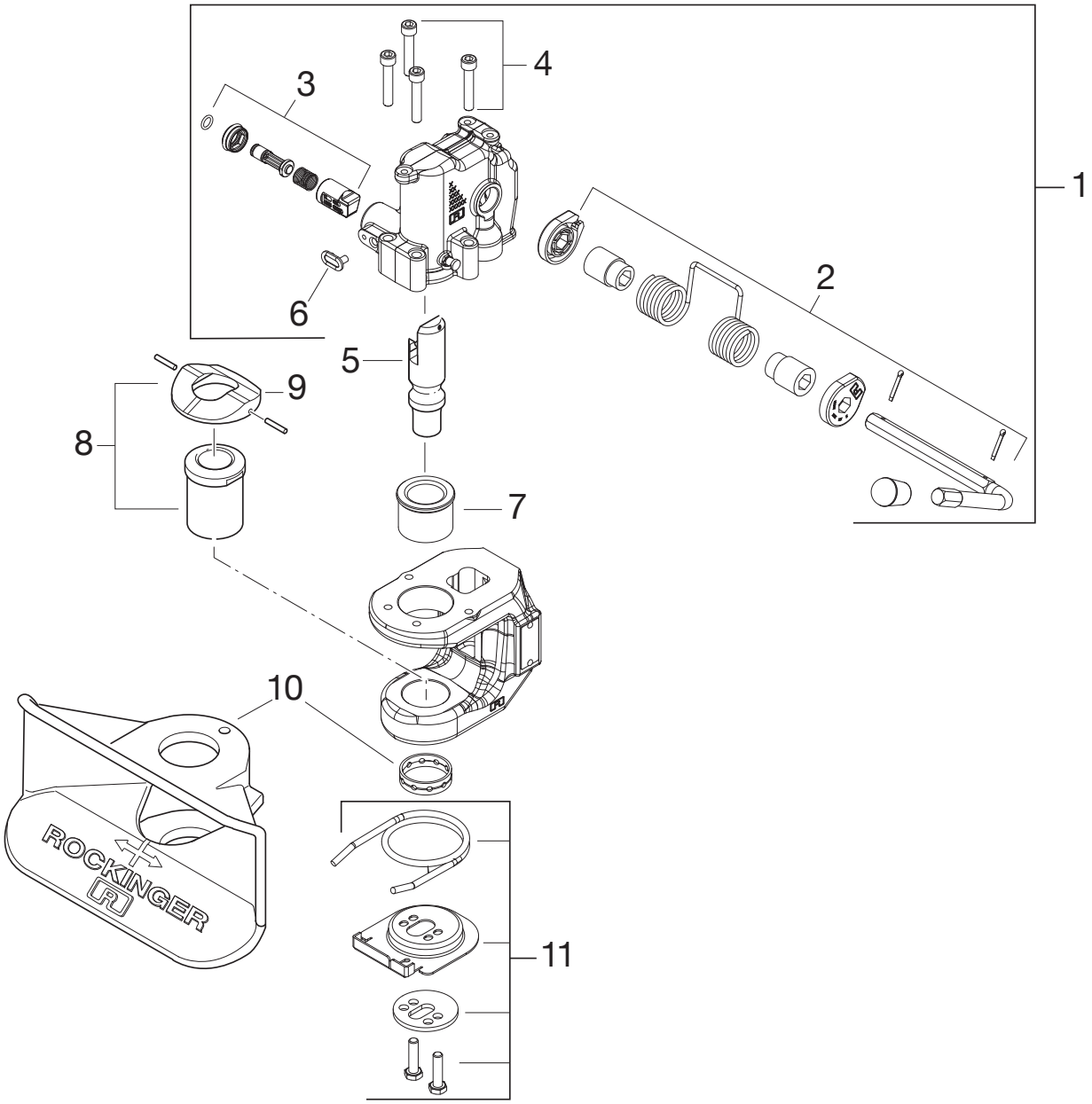

Nr. *No.*	Bezeichnung	*designation*	Stück *piece*	Bestell-Nr. *Order No.*
1	Automatikeinheit ohne Nr. 4	*automatic unit without no. 4*	1	71448A
2	Handhebel aufwärts	*hand lever upwards*	1	71644A
3	Sicherung	*safety system*	1	71491
4	Schraubensatz	*set of screws*	1	30361
5	Kupplungsbolzen	*coupling pin*	1	47099
6	Stopfen	*plug*	1	25558
7	Obere Buchse	*upper bush*	1	53520
8	Untere Buchse	*lower bush*	1	71718
9	Auflagering	*support ring*	1	59415
10	Fangmaul	*funnel*	1	46109
11	Omegafeder mit Schrauben	*omega spring with screws*	1	71331

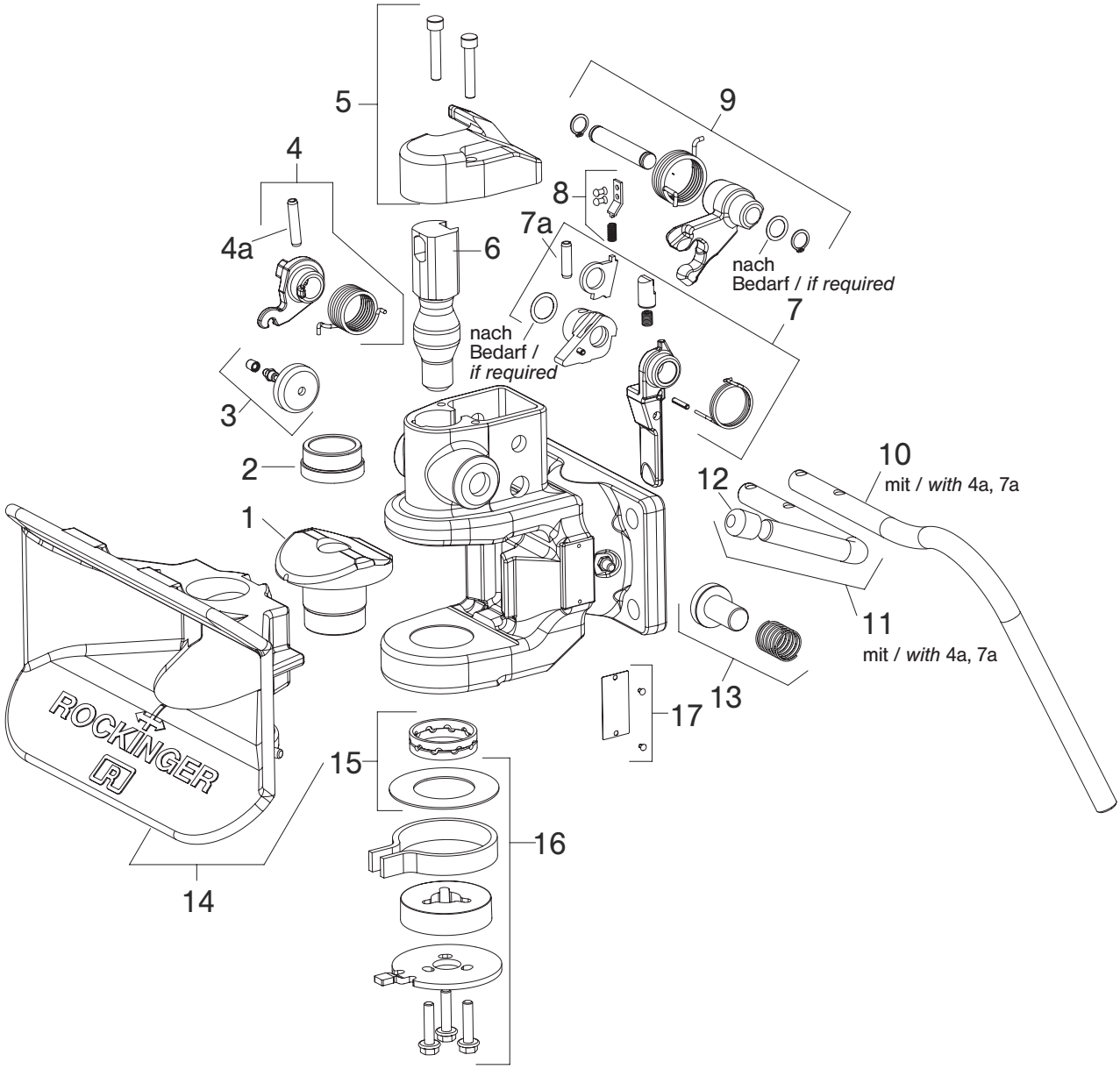

Nr. *No.*	Bezeichnung	*designation*	Stück *piece*	Bestell-Nr. *Order No.*
1	Lagerbuchse unten	*bush bottom*	1	71454
2	Lagerbuchse oben	*bush top*	1	71453
3	Verschlussdeckel	*cap*	1	70513
4	Zughebel	*tension lever*	1	70515
5	Abstützdeckel	*support cover*	1	70517
6	Kupplungsbolzen (38 mm)	*hitch pin (38 mm)*	1	70973
7	Satz Lösehebel	*release lever set*	1	71450
8	Federhalter	*spring holder*	1	70523
9	Aufwerfhebel	*lifting lever*	1	70974
10	Handhebel 846 abwärts komplett	*hand lever 846 downwards complete*	1	71452
11	Handhebel 846 aufwärts komplett	*hand lever 846 upwards complete*	1	71451
12	Kugelgriff	*ball grip*	1	25173
13	Kontrollstift	*control pin*	1	70975
14	Fangmaul 846 komplett	*funnel 846 complete*	1	71456
15	Satz Lagerringe	*set of bearing rings*	1	71457
16	Satz Fangmaulrückstellung	*funnel reset set*	1	71455
	Typenschild	*type plate*	1	auf Anfrage / on request

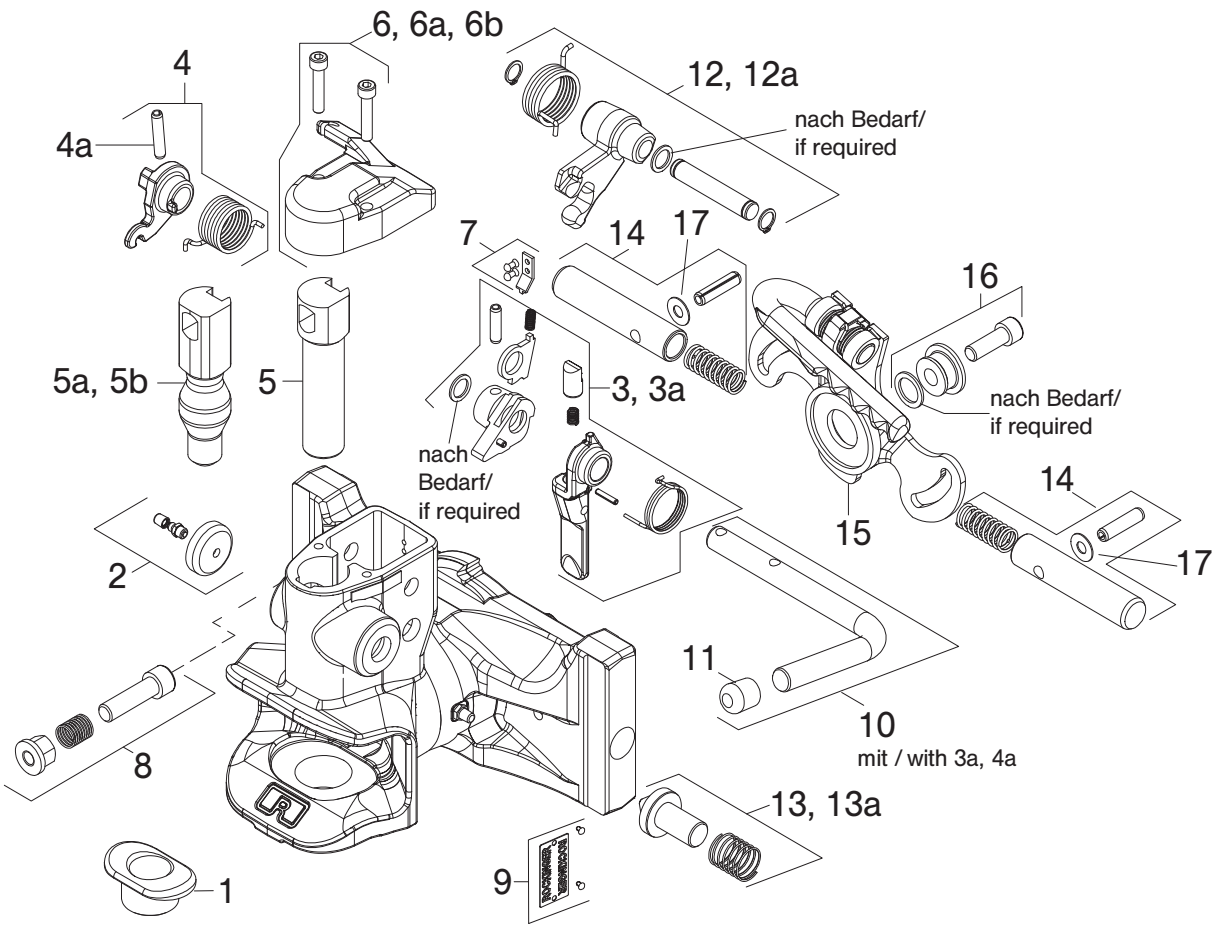

Nr. *No.*	Bezeichnung	*designation*	für *for*	Bestell-Nr. *Order No.*
1	Untere Buchse	*lower bush*	850	70512
1 a	Untere Buchse	*lower bush*	860/873	70972
2	Verschlussdeckel	*cap*		70513
3	Satz Lösehebel	*release lever set*	850/860	70514
3 a	Satz Lösehebel	*release lever set*	873	71103
4	Zughebel	*tension lever*		70515
5	Kupplungsbolzen	*hitch pin*	850 (⌀ 30,6 mm)	70516
5 a	Kupplungsbolzen	*hitch pin*	860 (⌀ 38 mm)	70973
5 b	Kupplungsbolzen	*hitch pin*	873 (⌀ 36 mm)	71436
6	Abstützdeckel	*support cap*		70517
6a	Abstützdeckel 35 mm	*support cap 35 mm*		75L117*
6b	Umrüsstsatz Deckel + Aufwerfhebel	*conversion kit cap + lifting lever*	Nr./No. 6 + 12	75L118*
7	Federhalter	*spring holder*		70523
8	Durchrutschsperre	*antislip lock*		70910
9	Typenschild	*type plate*		–
10	Handhebel	*hand lever*		70520
11	Kugelgriff	*ball grip*		25173
12	Aufwerfhebel	*lifting lever*		70974
12a	Aufwerfhebel	*lifting lever*		75L119*
13	Kontrollstift	*control pin*		70975*
13a	Kontrollstift	*control pin*		75L116*
14	Befestigungssatz Arretierbolzen	*arrest pin set*	D 10...	71430
	Befestigungssatz Arretierbolzen	*arrest pin set*	D 12...	71431
	Befestigungssatz Arretierbolzen	*arrest pin set*	D 23...	71432
	Befestigungssatz Arretierbolzen	*arrest pin set*	D 30...	71433
	Befestigungssatz Arretierbolzen	*arrest pin set*	D 36...	71434
	Befestigungssatz Arretierbolzen	*arrest pin set*	D 90...	75L106
15	Kurvenscheibe	*cam plate*	D 30/D 10/D 23/D 36...	71428/75L115*
	Kurvenscheibe	*cam plate*	D 12..	71429/75L115*
	Kurvenscheibe	*cam plate*	D 90	75L105
16	Befestigungssatz Kurvenscheibe	*cam plate fastening set*	D 10/D 23/D 30/D 36...	71425
	Befestigungssatz Kurvenscheibe	*cam plate fastening set*	D 90	71426
	Befestigungssatz Kurvenscheibe	*cam plate fastening set*	D 123..	71426
	Befestigungssatz Kurvenscheibe	*cam plate fastening set*	D 125..	71427
17	Gleitscheibe (10 Stück)	*slide washer (10 pieces)*		75L122*

* ab technischem Stand ...1 (März 2011) * from technical release ...1 (March 2011)

RO✶850 D/860 D/873 D (alte Höhenverstellung) *RO✶850 D/860 D/873 D (old height adjustment)*

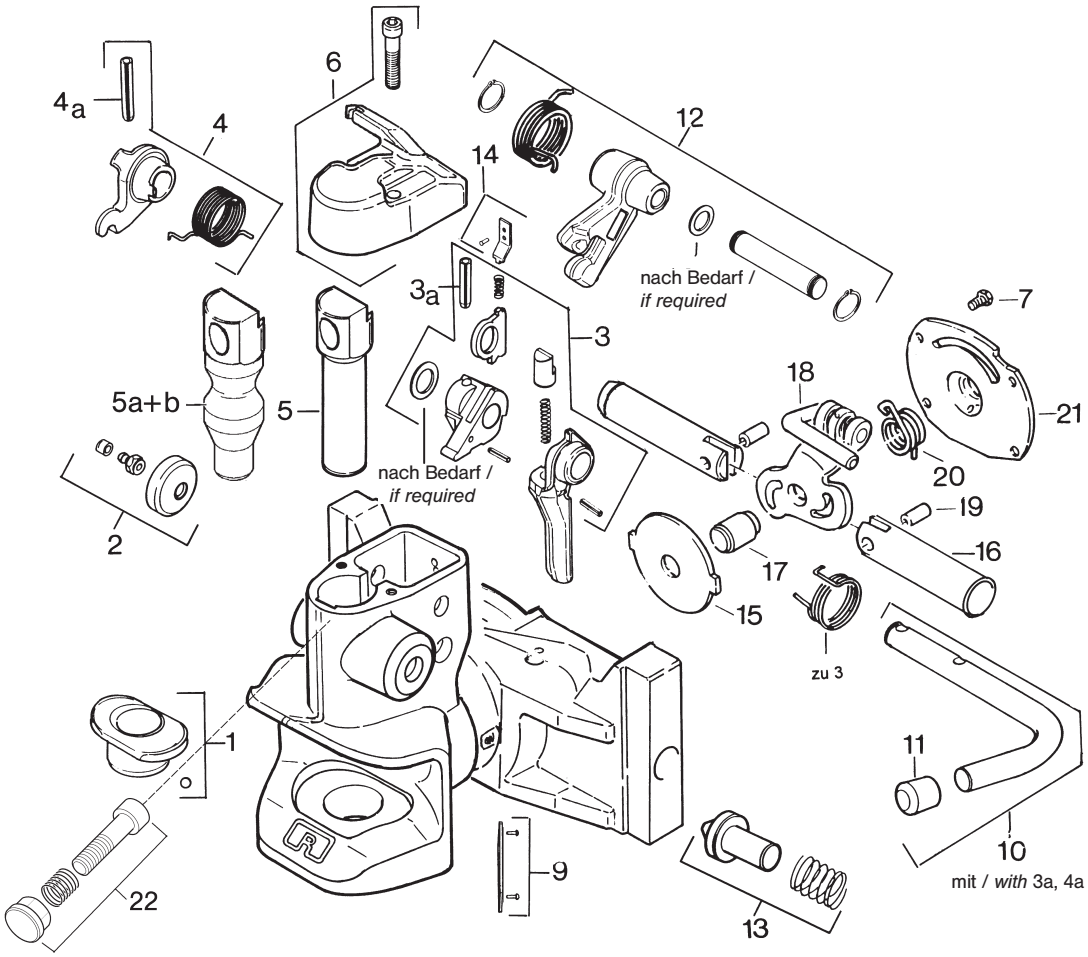

Nr. *No.*	Bezeichnung	*designation*	für *for*	Stück *piece*	Bestell-Nr. *Order No.*
1	Untere Buchse	*lower bush*	850	1	70512
1 a	Untere Buchse	*lower bush*	860/873	1	70972
2	Verschlussdeckel	*cap*		1	70513
3	Satz Lösehebel	*release lever set*	850/860	1	70514
4	Zughebel	*tension lever*		1	70515
5	Kupplungsbolzen	*hitch pin*	850 (l 30,6 mm)	1	70516
5 a	Kupplungsbolzen	*hitch pin*	860 (⌀ 38 mm)	1	70973
5 b	Kupplungsbolzen	*hitch pin*	873 (⌀ 36 mm)	1	71436
6	Abstützdeckel	*support cap*		1	70517
7	Schraubensatz	*screw set*		1	70518
9	Typenschild	*type plate*		1	–
10	Handhebel	*hand lever*		1	70520
11	Kugelgriff	*ball grip*		1	25173
12	Aufwerfhebel	*lifting lever*		1	70974
13	Kontrollstift	*control pin*		1	70975
14	Federhalter	*spring holder*		1	71430
15	Lagerscheibe	*bearing disc*		1	15409
16	Arretierbolzen	*arrest pin*	D01/D02	1	52309
16 a	Arretierbolzen	*arrest pin*	D03	1	52330
17	Lagerbolzen	*bearing pin*		1	52308
18	Kurvenscheibe	*cam plate*	D01/D02	1	70524
18 a	Kurvenscheibe	*cam plate*	D03	1	65514
19	Zylinderstift	*cylinder pin*		1	32118
20	Drehfeder	*torsion spring*		1	55182
21	Abschlussdeckel	*cap*		1	15410
22	Durchrutschsperre*	*anti-slip lock**		1	70910

* mit Metallkleber sichern

** Secure with metal adhesive*

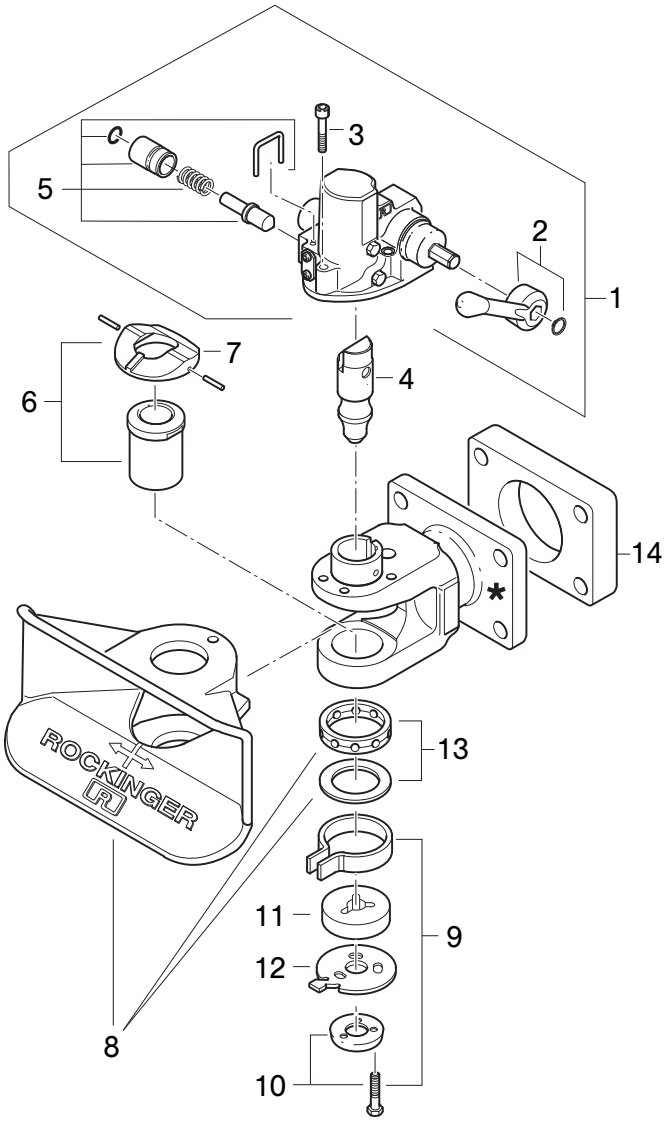

Nr. *No.*	Bezeichnung	*designation*	Stück *piece*	Bestell-Nr. *Order No.*
1	Automatikeinheit ohne Nr. 4	*automatic unit without no. 4*	1	70849
2	Handhebel aufwärts	*hand lever upwards*	1	50244
	Handhebel abwärts	*hand lever downwards*	1	70735
3	Schraubensatz	*set of screws*	1	30269
4	Kupplungsbolzen	*hitch pin*	1	47081
5	Sicherung	*locking pin*	1	70925
6	Untere Buchse mit Nr. 7	*lower bush with no. 7*	1	53490
7	Auflagering (Bronze)	*support ring (bronze)*	1	70850
	Auflagering (Stahl)	*support ring (steel)*	1	70851
8	Fangmaul mit Nr. 13	*funnel with no. 13*	1	46111
9	Unterteilsatz	*base plate set*	1	65693
10	Schraubensatz mit Schutz	*set of screws with protector*	1	30358
11	Führungsbuchse	*guide bush*	1	53467
12	Unterteil	*base plate*	1	65626
13	Lagerringe Fangmaul	*bearing rings for funnel*	1	25479
14	Zwischenplatte	*intermediate plate*	1	71053
✶	Kein Ersatzteil	*no spare part*		

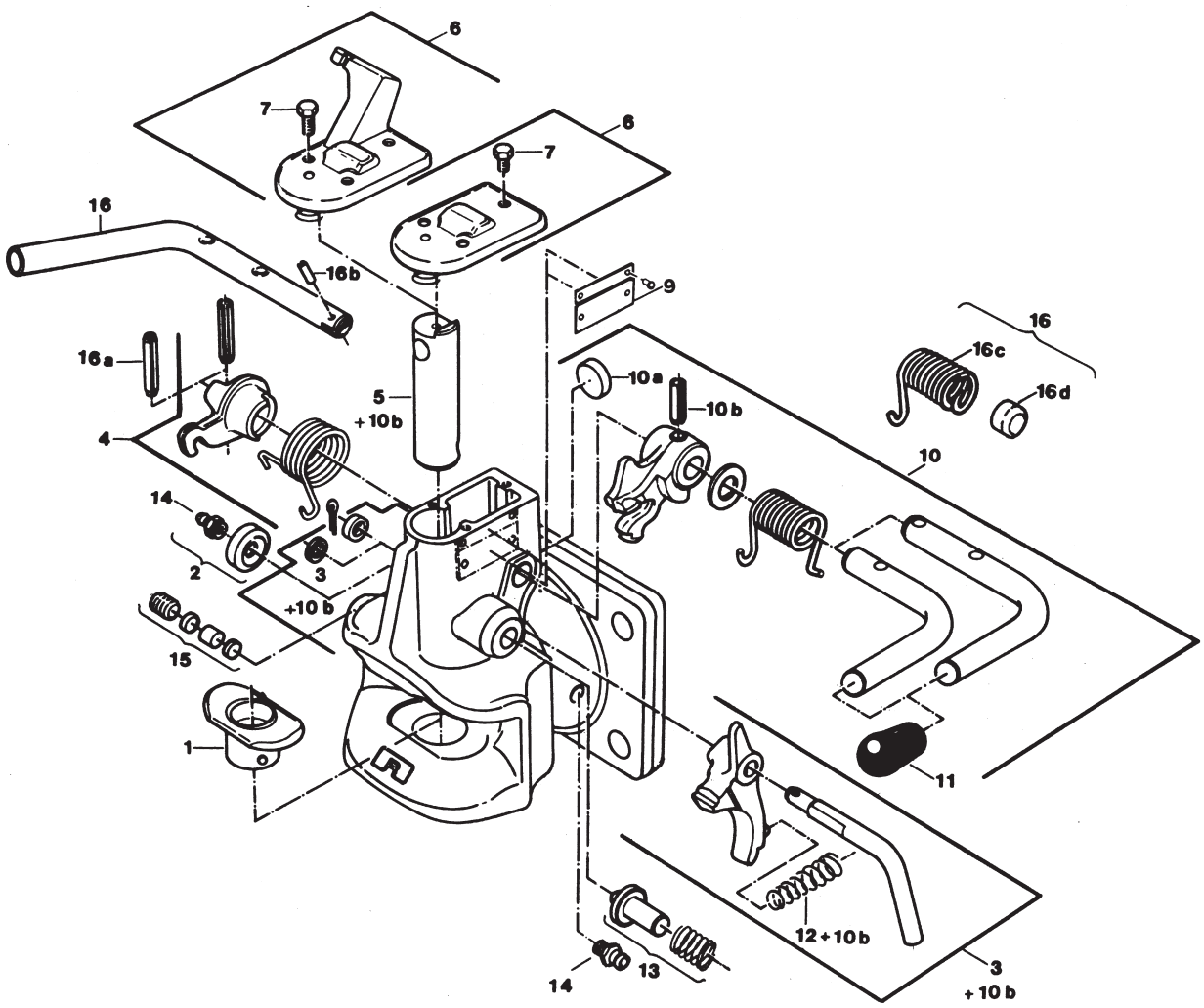

Nr. *No.*	Bezeichnung	*designation*	Stück *piece*	Bestell-Nr. *Order-Nro.*
1	Untere Buchse mit Kugel	*lower bush with ball*	1	53325
2	Verschlußdeckel	*cap*	1	67593
3	Satz Lösehebel	*release lever set*	1	70245
	Satz Lösehebel f. Fernbedienung	*release lever set for remote control*	1	70246
4	Zughebel	*tension lever*	1	65562
5	Kupplungsbolzen	*hitch pin*	1	47073
6	Aufrüstsatz Fernbedienung mit Nr. 7	*upgrade kit remote control with no. 7*	1	70814
	Aufrüstsatz Abschlussdeckel mit Nr. 7	*upgrade kit cap with no. 7*	1	65561
7	Schraubensatz	*screw set*	1	70248
9	Typenschild	*type plate*		auf Anfrage *on request*
10	Satz Sperrhebel für Fernbedienung	*locking lever set for remote control*	1	70243
	Satz Sperrhebel	*locking lever set*	1	70244
11	Kugelgriff	*ball grip*	1	25173
12	Kegelfeder	*cone spring*	1	70247
13	Kontrollstift	*control pin*	1	70242
14	Einschlagnippel A 10 x 1	*lubrication nipple A 10 x 1*	2	65018
15	Nachstellschraube	*adjustment screw*	1	70241
16	Handhebel links	*hand lever left*	1	50223
●	Reparatursatz: 1, 2, 3, 5, 10, 13 f. Fernbedienung	*repair set: 1, 2, 3, 5, 10, 13 for remote control*	1	67638

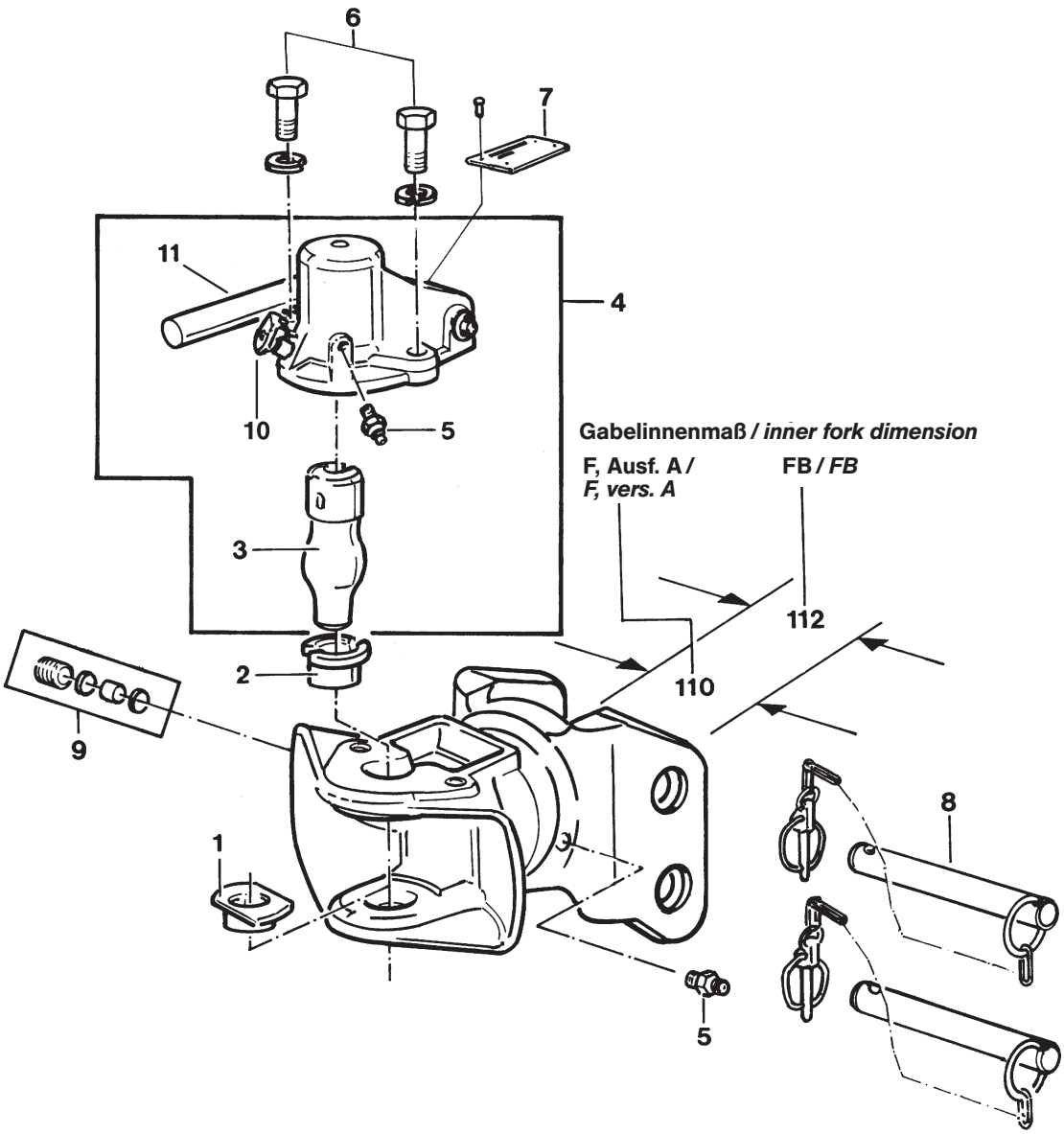

Nr. *No.*	Bezeichnung	*designation*	Stück *piece*	Bestell-Nr. *Order-Nr,*
1	Untere Buchse	*lower bush*	1	53030
2	Obere Buchse	*upper bush*	1	53029
3	Kupplungsbolzen	*hitch pin*	1	47013
4	Automatikeinheit	*automatic unit*	1	66392
5	Einschlagnippel A 10 x 1 Typ 279 FB	*lubrication nipple A 10 x 1 (type 279 FB)*	1	65018
	Einschlagnippel A 10 x 1 Typ 279 F, Ausf. A	*lubrication nipple A 10 x 1 (type 279 F, vers. A)*	2	65018
6	Schraubensatz mit Federringen	*screw set with spring washers*	1	70173
7	Typenschild	*type plate*		auf Anfrage/ on request
8	Steckbolzen mit Kette	*insert pin with chain*	2	67216
9	Nachstellschraube (nur bei Typ 279 F, Ausf. A)	*adjustment screw (only in type 279 F, vers. A)*	1	70241
10	Sicherung	*safety lock*	1	66242
11	Handhebel mit Scheibe, Splint, Kugelgriff	*hand lever with plate, splint pin, ball grip*	1	50102
●	Reparatursatz Sperrhebel mit Nr. 11 und Sperrfeder	*repair set of locking levers with no. 11 and locking spring*	1	70723

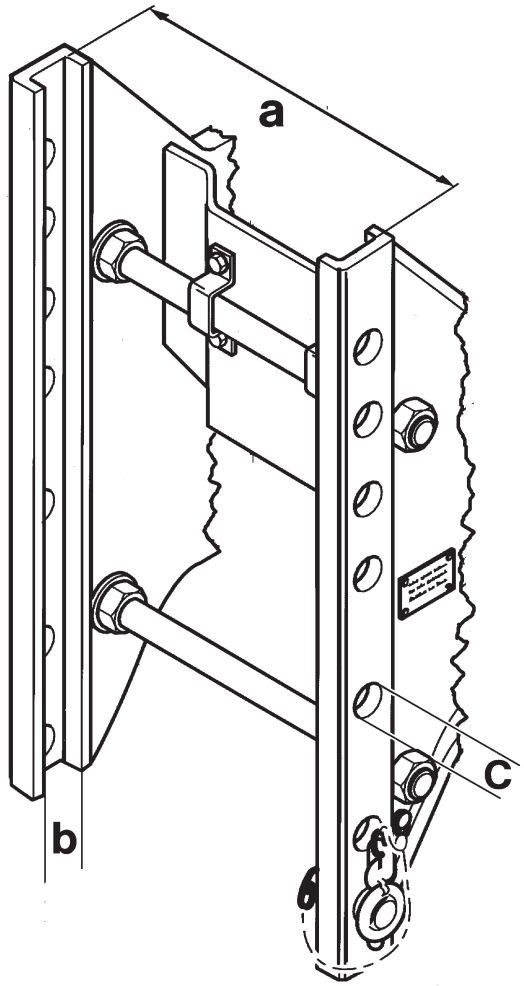

für Schleppertypen
for tractor types

BELARUS
CASE
Claas Renault
DEUTZ-FAHR
FENDT
Hürlimann
JCB
John Deere
Lamborghini
Landini
Massey Ferguson
McCormick
Mercedes Benz
New Holland Fiat
Same
Steyr
Ursus
Valtra
Zetor

Anhängeböcke mit
Lochschienen-System ROCKINGER

Vor Bestellung sind die Einbaumaße
a = Spurweite (mm)
b = Nutenbreite (mm)
c = Bolzenbohrung (mm)

am Anhängebock (wechselnde Lieferanten, Umstellung der Einbaumaße) zu prüfen.

Die Belastungswerte (z. B. zul. Stützlast) des jeweiligen Anhängebocks bzw. die Angaben des Traktorherstellers sind zu beachten.

Ladders with
ROCKINGER hole rail system

Before ordering, check the dimensions
a *= Track width (mm)*
b *= Slot wide (mm)*
c *= Pin hole (mm)*

on the hitch holder (different suppliers, alteration of dimensions).

The load values (e.g. permissible vertical load) of the respective hitch holder and the specifications of the tractor manufacturer must be observed.

Zuordnung ohne Gewähr

Attachment without guaranty

Rockinger Kupplungen für BELARUS / *Rockinger hitches for BELARUS*

BELARUS **Typ / *type***	**Spurweite mm** ***track width mm***	**Nutenbreite mm** ***slot wide mm***	**Bolzenbohrung mm** ***pin hole mm***	**manuelle Kupplung** ***manual hitch***	**automatische Kupplung** ***automatic hitch***	**Kugelkupplung** ***ball hitch***	**Kugelkupplung auf Träger** ***ball hitch on support***	**Piton fix** ***piton fix***	**Kupplungsträger** ***hitch support***	**Zugpendel mit Kugel** ***drawbar with ball*** **Zugpendel mit Piton** ***drawbar with piton***
MTS 50 MTS 52 MTS 80 MTS 82 MTS 100 MTS 102	270	32	26	RO810D70000	RO850D7030C				RO899D0300C	
MTS 800 MTS 820 MTS 920	310	30	23	RO810D10005	RO850D10301 RO860D10301 RO873D10301	RO825A1030C	ROE74L045	RO820A1030C	RO899D10...	
MTS-922 MTS-1222 TA MTS-2022	330	32	26	RO810D30005	RO850D30301 RO860D30301 RO873D30301	RO825A3030C	ROE74L044	RO820A3030C	RO899D30...	

Rockinger Kupplungen für CASE / *Rockinger hitches for CASE*

CASE **Typ / *type***	**Spurweite mm** ***track width mm***	**Nutenbreite mm** ***slot wide mm***	**Bolzenbohrung mm** ***pin hole mm***	**manuelle Kupplung** ***manual hitch***	**automatische Kupplung** ***automatic hitch***	**Kugelkupplung** ***ball hitch***	**Kugelkupplung auf Träger** ***ball hitch on support***	**Piton fix** ***piton fix***	**Kupplungsträger** ***hitch support***	**Zugpendel mit Kugel** ***drawbar with ball*** **Zugpendel mit Piton** ***drawbar with piton***
3210 3220 3230 4210 4220 4230 4240 CX 50 CX 60 CX 70 CX 80 CX 90 CX 100 MX 05 MX 11 MX 150 MX 170	310	30	23	RO810D10005	RO850D10301 RO860D10301 RO873D10301	RO825D1030C	ROE74045	RO820A1030C	RO899D10...	
MX 180 MX 200 MX 220 MX 240 MX 270	323	30	23	RO810D23005	RO850D23301 RO860D23301 RO873D23301	RO825D2330C	ROE74046	RO820A2330C	RO899D23...	

Rockinger Kupplungen für CASE / *Rockinger hitches for CASE*

CASE **Typ / *type***	**Spurweite mm** ***track width mm***	**Nutenbreite mm** ***slot wide mm***	**Bolzenbohrung mm** ***pin hole mm***	**manuelle Kupplung** ***manual hitch***	**automatische Kupplung** ***automatic hitch***	**Kugelkupplung** ***ball hitch***	**Kugelkupplung auf Träger** ***ball hitch on support***	**Piton fix** ***piton fix***	**Kupplungsträger** ***hitch support***	**Zugpendel mit Kugel** ***drawbar with ball*** **Zugpendel mit Piton** ***drawbar with piton***
MX 30 MX 80 MX 90 MX 100 MX 110 MX 120 MX 135 MX 140 Maxxum 5120 Maxxum 5130 Maxxum 5140 Maxxum 5150	336	30	23	RO810D36005	RO850D36301 RO860D36301 RO873D36301	RO825D3630C	ROE74047	RO820A3630C	RO899D36...	

Rockinger Kupplungen für CLAAS / *Rockinger hitches for CLAAS*

CLAAS **Typ / *type***	**Spurweite mm** ***track width mm***	**Nutenbreite mm** ***slot wide mm***	**Bolzenbohrung mm** ***pin hole mm***	**manuelle Kupplung** ***manual hitch***	**automatische Kupplung** ***automatic hitch***	**Kugelkupplung** ***ball hitch***	**Kugelkupplung auf Träger** ***ball hitch on support***	**Piton fix** ***piton fix***	**Kupplungsträger** ***hitch support***	**Zugpendel mit Kugel** ***drawbar with ball*** **Zugpendel mit Piton** ***drawbar with piton***
Pales 220 A Profi Pales 230 A Profi Pales 240 A Profi	336	30	23	RO810D36005	RO850D36301 RO860D36301 RO873D36301	RO825A3630C	ROE74L047	RO820A3630C	RO899D36...	
Celtis 426 A Celtis 436 A Celtis 446 Celtis 446 RX Celtis 456 A Celtis 456 RX	336	30	23	RO810D36005	RO850D36301 RO860D36301 RO873D36301	RO825A3630C	ROE74L047	RO820A3630C	RO899D36...	
Ares 540 Ares 546 Ares 547 Ares 550 Ares 556 Ares 557 Ares 566 Ares 567 Ares 577 Ares 610 Ares 616 Ares 617 Ares 620 Ares 630 Ares 640 Ares 656 Ares 657 Ares 696 Ares 697	336	30	23	RO810D36005	RO850D36301 RO860D36301 RO873D36301	RO825A3630C	ROE74L047	RO820A3630C	RO899D36...	RO825L04070 RO820L04070

Rockinger Kupplungen für CLAAS / *Rockinger hitches for CLAAS*

CLAAS Typ / *type*	Spurweite mm *track width mm*	Nutenbreite mm *slot wide mm*	Bolzenbohrung mm *pin hole mm*	manuelle Kupplung *manual hitch*	automatische Kupplung *automatic hitch*	Kugelkupplung *ball hitch*	Kugelkupplung auf Träger *ball hitch on support*	Piton fix *piton fix*	Kupplungsträger *hitch support*	Zugpendel mit Kugel *drawbar with ball* Zugpendel mit Piton *drawbar with piton*
Ares 710 Ares 720 Ares 725 Ares 735	323	32	23	RO810D23005	RO850D23301 RO860D23301 RO873D23301	RO825A2330C	ROE74L046	RO820A2330C	RO899D23...	
Ares 816 Ares 826 Ares 836	336	30	23	RO810D36005	RO850D36301 RO860D36301 RO873D36301	RO825A3630C	ROE74L047	RO820A3630C	RO899D36...	
Arion 510 Arion 520 Arion 530 Arion 540 Arion 610C Arion 620 Arion 630 Arion 640 Arion 610C Arion 620C Arion 630C	336	30	23	RO810D36005	RO850D36301 RO860D36301 RO873D36301	RO825A3630C	ROE74L047	RO820A3630C	RO899D36...	
Axion 810 Axion 820 Axion 830 Axion 840 Axion 850	336	30	23	RO810D36005	RO850D36301 RO860D36301 RO873D36301	RO825A3630C	ROE74L047	RO820A3630C	RO899D36...	
Atles 915 Atles 925 Atles 926 Atles 935 Atles 936 Atles 946	323	32	23	RO810D23005	RO850D23301 RO860D23301 RO873D23301	RO825A2330C	ROE74L046	RO820A2330C	RO899D23...	
Xerion 3300 Xerion 3800	330	32	26	RO810D30005	RO850D30301 RO860D30301 RO873D30301	RO825A3030C	ROE74L044	RO820A3030C	RO899D30...	RO821L2437C RO826L2437C RO826L2467C
Xerion 4500 Xerion 5000	390	92	26	RO810D90005	RO850D90301 RO860D90301 RO873D90301		ROE74L106	RO820X9000C	RO899D90500	RO821L2437C RO826L2437C RO826L2467C RO826L2477C

Rockinger Kupplungen für DEUTZ / *Rockinger hitches for DEUTZ*

DEUTZ **Typ / type**	**Spurweite mm** ***track width mm***	**Nutenbreite mm** ***slot wide mm***	**Bolzenbohrung mm** ***pin hole mm***	**manuelle Kupplung** ***manual hitch***	**automatische Kupplung** ***automatic hitch***	**Kugelkupplung** ***ball hitch***	**Kugelkupplung auf Träger** ***ball hitch on support***	**Piton fix** ***piton fix***	**Kupplungsträger** ***hitch support***	**Zugpendel mit Kugel** ***drawbar with ball*** **Zugpendel mit Piton** ***drawbar with piton***
Agroplus 70 Agroplus 75 Agroplus 80 Agroplus 85 Agroplus 95 Agroplus 100 Agroplus 320 Agroplus 410	310	30	23	RO810D10005	RO850D10301 RO860D10301 RO873D10301	RO825A1030C	ROE74L045	RO820A1030C	RO899D10...	
Agrotron 80 Agrotron 85 Agrotron 90 Agrotron 100 Agrotron 108 Agrotron 110 Agrotron 120 Agrotron 130 Agrotron 150 Agrotron 150.7	323	30	23	RO810D23005	RO850D23301 RO860D23301 RO873D23301	RO825A2330C	ROE74L046	RO820A2330C	RO899D23...	
Agrotron K 90 Agrotron K 100 Agrotron K 105 Agrotron K 110 Agrotron K 120 Agrotron K 410 Agrotron K 420 Agrotron K 430 Agrotron K 610	323	30	23	RO810D23005	RO850D23301	RO825A2330C	ROE74L046	RO820A2330C	RO899D23...	
Agrotron 160 Agrotron 165 Agrotron 175 Agrotron 200	336	30	23	RO810D36005	RO850D36301 RO860D36301 RO873D36301	RO825A3630C	ROE74L047	RO820A3630C	RO899D36...	
Agrotron 205 Agrotron 210 Agrotron 230 Agrotron 235 Agrotron 260 Agrotron 265	323	30	23	RO810D23005	RO850D23301 RO860D23301	RO825A2330C	ROE74L046	RO820A2330C	RO899D23...	
Agrotron M 600 Agrotron M 610 Agrotron M 620 Agrotron M 640 Agrotron M 650	336	30	23	RO810D36005	RO850D36301 RO860D36301 RO873D36301	RO825A3630C	ROE74L047	RO820A3630C	RO899D36...	
Agrotron X 710 Agrotron X 720	323	30	23	RO810D23005	RO850D23301 RO860D23301	RO825A2330C	ROE74L046		RO899D23...	
Agrostar 6.71 Agrostar 6.81 Agrotron TTV 610 Agrotron TTV 620 Agrotron 1130 TTV Agrotron 1145 TTV Agrotron 1160 TTV	336	30	23	RO810D36005	RO850D36301 RO860D36301 RO873D36301	RO825A3630C	ROE74L047	RO820A3630C	RO899D36...	

Rockinger Kupplungen für AGCO FENDT / *Rockinger hitches for AGCO FENDT*

AGCO FENDT **Typ / *type***	**Fgst.-Nr.** ***Product-no.***	**Spurweite mm** ***track width mm***	**Nutenbreite mm** ***slot wide mm***	**Bolzenbohrung mm** ***pin hole mm***	**manuelle Kupplung** ***manual hitch***	**automatische Kupplung** ***automatic hitch***	**Kugelkupplung** ***ball hitch***	**Piton fix** ***piton fix***	**Kupplungsträger** ***hitch support***
Farmer 250 V Farmer 260 V Farmer 270 V / P Farmer 275 V Farmer 280 P Farmer 206 V / F Farmer 207 V / F Farmer 208 V / F / P Farmer 209 V / F / P Fendt 207 V / F Vario Fendt 208 V / F Vario Fendt 209 V / F / P Vario Fendt 210 V / F / P Vario Fendt 211 V / F / P Vario Farmer 240 S Farmer 250 S Farmer 260 S Farmer 275 S Farmer 280 S Farmer 206 S Farmer 207 S Farmer 208 S Farmer 209 S		243	30	22	RO810D42000	RO850D4230C RO860D4230C			RO899D4200C
Fendt 207 Vario V/F Fendt 208 Vario V/F Fendt 209 Vario V/F/P Fendt 210 Vario V/F/P Fendt 211 Vario V/F/P	Fgst.-Nr. 260... Fgst.-Nr. 261... Fgst.-Nr. 262... Fgst.-Nr. 263... Fgst.-Nr. 264...	243	30	22	RO810D42000	RO850D4230C	RO860D4230C		RO899D4200C
Fendt 207 Vario Fendt 208 Vario Fendt 209 Vario Fendt 210 Vario Fendt 211 Vario	Fgst.-Nr. 330... Fgst.-Nr. 331... Fgst.-Nr. 332... Fgst.-Nr. 333... Fgst.-Nr. 334...	312	30	22	RO810D12400	RO850D12301 RO860D12301 RO873D12301	RO825A1230C	RO820A1230C	
Farmer 303 LS Farmer 305 LS/LSA	(ein Einbaumaß 312 mm) (ein Einbaumaß 312 mm)								
Farmer 304 LS / LSA Farmer 306 LS / LSA Farmer 307 LS / LSA Farmer 307 Farmer 307 C / Ci Farmer 308 LS / LSA Farmer 308 Farmer 308 C / Ci Farmer 309 LS / LSA Farmer 309 Farmer 309 C / Ci Farmer 310 LSA Farmer 310 Farmer 311 LSA Farmer 311 Farmer 312 LSA Farmer 312	ab Fgst.-Nr. 158/21467 ab Fgst.-Nr. 168/12032 ab Fgst.-Nr. 170/2821 ab Fgst.-Nr. 178/12530 – 178/22000 und ab 178/30052 ab Fgst.-Nr. 186/12415 ab Fgst.-Nr. 192/2400 ab Fgst.-Nr. 198/6000	312	30	22	RO810D12400	RO850D12301 RO860D12301 RO873D12301	RO825A1230C	RO820A1230C	

Rockinger Kupplungen für AGCO FENDT / *Rockinger hitches for AGCO FENDT*

AGCO FENDT **Typ / *type***	**Fgst.-Nr.** ***Product-no.***	**Spurweite mm** ***track width mm***	**Nutenbreite mm** ***slot wide mm***	**Bolzenbohrung mm** ***pin hole mm***	**manuelle Kupplung** ***manual hitch***	**automatische Kupplung** ***automatic hitch***	**Kugelkupplung** ***ball hitch***	**Piton fix** ***piton fix***	**Kupplungsträger** ***hitch support***
GT 360	(ein Einbaumaß 312 mm)								
GT 365	(ein Einbaumaß 312 mm)								
GT 345	ab Fgst.-Nr. 345/7066								
GT 350									
GT 370	ab Fgst.-Nr. 370/1175								
GT 380	ab Fgst.-Nr. 380/7262 – 380/90000 und ab 380/930892	312	30	22	RO810D12400	RO850D12301 RO860D12301 RO873D12301	RO825A1230C	RO820A1230C	
GT 390	6-Zylinder-Motor								
GT 395	6-Zylinder-Motor								
Fendt 309 Vario									
Fendt 310 Vario									
Fendt 311 Vario									
Fendt 312 Vario									
Farmer 409 Vario									
Farmer 410 Vario									
Farmer / Fendt 411 Vario									
Farmer / Fendt 412 Vario									
Fendt 413 Vario		312	30	22	RO810D12400	RO850D12300 RO860D12300 RO873D12300	RO825A1230C	RO820A1230C	
Fendt 414 Vario									
Fendt 415 Vario									
Favorit 509 C									
Favorit 510 C									
Favorit 511 C									
Favorit 512 C									
Favorit 514 C									
Favorit 515 C									
Favorit 600 LSA									
Favorit 610 LSA									
Favorit 611 LSA		kein Anhänge-bock! *no ladders!*							
Favorit 612 LSA									
Favorit 614 LSA									
Favorit 615 LSA									
Favorit 626 LSA									
Favorit / Fendt 711 Vario									
Favorit / Fendt 712 Vario									
Favorit / Fendt 714 Vario									
Favorit / Fendt 716 Vario									
Fendt 718 Vario		312	30	22	RO810D12400	RO850D12301 RO860D12301 RO873D12301	RO825A1230C	RO820A1230C	
Fendt 815 Vario									
Fendt 817 Vario									
Fendt 818 Vario (F718)									
Fendt 820 Vario									

Rockinger Kupplungen für AGCO FENDT / *Rockinger hitches for AGCO FENDT*

AGCO FENDT **Typ / *type***	**Fgst.-Nr.** ***Product-no.***	**Spurweite mm** ***track width mm***	**Nutenbreite mm** ***slot wide mm***	**Bolzenbohrung mm** ***pin hole mm***	**manuelle Kupplung** ***manual hitch***	**automatische Kupplung** ***automatic hitch***	**Kugelkupplung** ***ball hitch***	**Piton fix** ***piton fix***	**Kupplungsträger** ***hitch support***
Favorit 816 Favorit 818 (F818) Favorit 822 Favorit 824 Favorit / Fendt 916 Vario Favorit / Fendt 920 Vario Fendt 922 Vario Favorit / Fendt 924 Vario Favorit / Fendt 926 Vario Fendt 927 Vario Fendt 930 Vario Fendt 933 Vario Fendt 936 Vario	Fgst.-Nr. 919… Fgst.-Nr. 922… Fgst.-Nr. 925… Fgst.-Nr. 928… Fgst.-Nr. 931… Fgst.-Nr. 934…	330	32	25	RO810D30005	RO850D30301 RO860D30301 RO873D30301	RO825A3030C ROE74L044	RO820A3030C	RO899D30...
Fendt 714 Vario SCR Fendt 716 Vario SCR Fendt 718 Vario SCR Fendt 720 Vario SCR Fendt 722 Vario SCR Fendt 724 Vario SCR Fendt 819 Vario SCR Fendt 822 Vario SCR Fendt 824 Vario SCR Fendt 826 Vario SCR Fendt 828 Vario SCR Fendt 924 Vario SCR Fendt 927 Vario SCR Fendt 930 Vario SCR Fendt 933 Vario SCR Fendt 936 Vario SCR Fendt 939 Vario SCR	Fgst.-Nr. 732… Fgst.-Nr. 733… Fgst.-Nr. 734… Fgst.-Nr. 735… Fgst.-Nr. 736… Fgst.-Nr. 737… Fgst.-Nr. 832… Fgst.-Nr. 833… Fgst.-Nr. 834… Fgst.-Nr. 835… Fgst.-Nr. 836… Fgst.-Nr. 941… Fgst.-Nr. 942… Fgst.-Nr. 943… Fgst.-Nr. 944… Fgst.-Nr. 945… Fgst.-Nr. 946…	390	32	25	RO810D90005	RO850D90301 RO860D90301 RO873D90301	ROE74L106	RO820X9030C	RO899D90500
Xylon 520 Xylon 522 Xylon 524		312	30	22	RO810D12400	RO850D12301 RO860D12301 RO873D12301	RO825A1230C	RO820A1230C	

Rockinger Kupplungen für JCB / *Rockinger hitches for JCB*

JCB **Typ / *type***	**Spurweite mm** ***track width mm***	**Nutenbreite mm** ***slot wide mm***	**Bolzenbohrung mm** ***pin hole mm***	**Anhängebock** ***ladder***	**manuelle Kupplung** ***manual hitch***	**automatische Kupplung** ***automatic hitch***	**Kugelkupplung** ***ball hitch***	**Piton fix** ***piton fix***	**Kupplungsträger** ***hitch support***	**Zugpendel mit Kugel** ***drawbar with ball*** **Zugpendel mit Piton** ***drawbar with piton***
Fastrac 135 Fastrac 135 Turbo Fastrac 145 Fastrac 150 Fastrac 155 Fastrac 155 Turbo Fastrac 155-65 Fastrac 185 Fastrac 1115 S Fastrac 1125 Fastrac 1135 Fastrac 2115 Fastrac 2125 Fastrac 2135 Fastrac 2140 Fastrac 2150 Fastrac 2155 Fastrac 2170 Fastrac 3155 Fastrac 3170 Fastrac 3185 Fastrac 3190 Fastrac 3220 Fastrac 3200 Fastrac 3230	330	32	26	RO880A01022 RO880A02122 RO880A03022 RO880A04022 RO880A05122 RO880A06022	RO810D30005	RO850D30301 RO860D30301 RO873D30301	RO825A3030C ROE74L044	RO820A3030C	RO899D30...	
Fastrac 7170 Fastrac 7200 Fastrac 7230 Fastrac 7270	330	32	26	RO880B2210C RO880N2210C	RO810D30005	RO850D30301 RO860D30301 RO873D30301	RO825A3030C ROE74L044	RO820A3030C	RO899D30...	RO801L23000 RO825L06301 RO825L06601 RO820L06301
Fastrac 8250 Fastrac 8280 Fastrac 8310	330	32	26	RO880B14000 RO880L14300 RO880B14000	RO810D30005	RO850D30301 RO860D30301 RO873D30301	RO825A3030C ROE74L044	RO820A3030C	RO899D30...	RO801L06000 RO825L06301 RO825L06601 RO820L06301

Rockinger Kupplungen für JOHN DEERE / *Rockinger hitches for JOHN DEERE*

JOHN DEERE Typ / *type*	Spurweite mm *track width mm*	Nutenbreite mm *slot wide mm*	Bolzenbohrung mm *pin hole mm*	Anhängebock *Ladder*	manuelle Kupplung *manual hitch*	automatische Kupplung *automatic hitch*	Kugelkupplung *ball hitch*	Piton fix *piton fix*	Kupplungsträger *hitch support*	Zugpendel mit Kugel *drawbar with ball* Zugpendel mit Piton *drawbar with piton*
3100 A 3200 A 3300 A 3400 A	336	30	23		RO810D36005	RO850D30300 RO860D36300 RO873D30300	RO825A3630C ROE74L047	RO820A3630C	RO899D36...	
1350 1550 1750 1850 1950	330	32	26		RO810D30005	RO850D30301 RO860D36301 RO873D30301	RO825A3030C ROE74L044	RO820A3030C	RO899D30...	
2250 2450 2650 2850 3050 3350 3650	330	32	26		RO810D30005	RO850D30301 RO856D30301 RO873D30301	RO825A3030C ROE74L044	RO820A3030C	RO899D30...	
5020 5620 5720 5820	330	32	26	RO880A1104C RO880C11040 RO880E11040	RO810D30005	RO850D30301 RO860D36301 RO873D30301	RO825A3030C ROE74L044	RO820A3030C	RO899D30...	
5055E 5065E 5075E	330	32	26	RO880A3004C	RO810D30005	RO850D30301 RO856D30301 RO873D30301	RO825A3030C	RO820A3030C	RO899D30...	
5070M 5080M 5090M 5100M	330	32	26	RO880A2904C	RO810D30005	RO850D30301 RO856D30301 RO873D30301	RO825A3030C	RO820A3030C	RO899D30...	
5080R 5090R 5100R	330	32	26	RO880A1104C RO880C11040 RO880E11040	RO810D30005	RO850D30301 RO856D30301 RO873D30301	RO825A3030C	RO820A3030C	RO899D30...	
6000 6010 6020 6100 6110 6120 6200 6210 6220 6300 6310 6320 6400 6410 6420 6506 6510 6520 6600 6610 6620 6710	330	32	26	RO880A08042 RO880A09142 RO880C0114C RO880E01140 RO880C0114C RO880K01140 RO880R3304C	RO810D30005	RO850D30301 RO860D36301 RO873D30301	RO825A3030C ROE74L044	RO820A3030C	RO899D30...	RO825L0304C RO820L0304C

Rockinger Kupplungen für JOHN DEERE / *Rockinger hitches for JOHN DEERE*

JOHN DEERE Typ / *type*	Spurweite mm *track width mm*	Nutenbreite mm *slot wide mm*	Bolzenbohrung mm *pin hole mm*	Anhängebock *Ladder*	manuelle Kupplung *manual hitch*	automatische Kupplung *automatic hitch*	Kugelkupplung *ball hitch*	Piton fix *piton fix*	Kupplungsträger *hitch support*	Zugpendel mit Kugel *drawbar with ball* / Zugpendel mit Piton *drawbar with piton*
6800 6810 6820 6900 6910 6920	330	32	26	RO880A08042 RO880A09142 RO880C0114C RO880E01140 RO880C0114C RO880K01140 RO880R3304C	RO810D30005	RO850D30301 RO860D36301 RO873D30301	RO825A3030C ROE74L044	RO820A3030C	RO899D30...	RO825L0304C RO820L0304C
6130 6230 6330 6430 6530 6630 6730 6830 6930	330	32	26	RO880A08042 RO880A09142 RO880C0114C RO880E01140 RO883C0114C RO880K01140 RO880R3304C	RO810D30005	RO850D30301 RO856D30301 RO873D30301	RO825A3030C	RO820A3030C	RO899D30...	
6105R 6115R 6125R 6130R 6140R 9150R 6170R 6190R 6210R	330	32	26	RO880A08042 RO880A09142 RO880C0114C RO880E01140 RO883C0114C RO880K01140 RO880R3304C	RO810D30005	RO850D30301 RO860D30301 RO873D30301	RO825A3030C ROE74L044	RO820A3030C	RO899D30...	
7430 7530 7600 7610 7630 7700 7710 7720 7730 7800 7810 7820 7830 7920 7930	330	32	26		RO810D30005	RO850D90301 RO860D96301 RO873D90301	RO825A3030C	RO820A3030C	RO899D30...	RO825L0304C RO820L0304C
7200R 7215R 7230R 7260R 7280R	390	32	26		RO810D90005	RO850D90301 RO860D90301	ROE74L044	RO820X9000C		
8100 8110 8120 8130 8200 8210 8220 8230	330	32	26	RO880A08042 RO880A09142 RO880C0114C RO880E01140 RO883C0114C RO880K01140 RO880R3304C	RO810D30005	RO850D90301 RO860D96301 RO873D90301	RO825A3030C	RO820A3030C	RO899D30...	

Rockinger Kupplungen für JOHN DEERE / *Rockinger hitches for JOHN DEERE*

JOHN DEERE **Typ / *type***	**Spurweite mm** ***track width mm***	**Nutenbreite mm** ***slot wide mm***	**Bolzenbohrung mm** ***pin hole mm***	**Anhängebock** ***Ladder***	**manuelle Kupplung** ***manual hitch***	**automatische Kupplung** ***automatic hitch***	**Kugelkupplung** ***ball hitch***	**Piton fix** ***piton fix***	**Kupplungsträger** ***hitch support***	**Zugpendel mit Kugel** ***drawbar with ball*** **Zugpendel mit Piton** ***drawbar with piton***
8300 8310 8320 8330 8400 8410 8420 8520 8530	330	32	26	RO880A08042 RO880A09142 RO880C0114C RO880E01140 RO883C0114C RO880K01140 RO880R3304C	RO810D30005	RO850D90301 RO860D96301 RO873D90301	RO825A3030C ROE74L044	RO820A3030C	RO899D30…	
8260R 8285R 8310R 8335R 8360R	390	32	26	RO880A08042 RO880A09142 RO880C0114C RO880E01140 RO883C0114C RO880K01140 RO880R3304C	RO810D30005	RO850D90301 RO860D90301 RO873D90301	RO825A3030C ROE74L044	RO820A3030C	RO899D30…	

Rockinger Kupplungen für Massey Ferguson / *Rockinger hitches for MF*

Massey Ferguson **Typ / *type***	**Spurweite mm** ***track width mm***	**Nutenbreite mm** ***slot wide mm***	**Bolzenbohrung mm** ***pin hole mm***	**manuelle Kupplung** ***manual hitch***	**automatische Kupplung** ***automatic hitch***	**Kugelkupplung** ***ball hitch***	**Kugelkupplung auf Träger** ***ball hitch on support***	**Piton fix** ***piton fix***	**Kupplungsträger** ***hitch support***	**Zugpendel mit Kugel** ***drawbar with ball*** **Zugpendel mit Piton** ***drawbar with piton***
MF152 MF155 MF165 MF168 MF188 MF240 MF256 MF260 MF265 MF275 MF285 MF342 MF352 MF362 MF375 MF382 MF390 MF399 MF560 MF575 MF590 MF3050[2] A MF3060[2] A MF3070[2]	310	30	23	RO810D10005	RO850D10301 RO860D10301 RO873D10301	RO825A1030C	ROE74L045	RO820A1030C	RO899D10...	

[2] ab 1993

Rockinger Kupplungen für Massey Ferguson / *Rockinger hitches for MF*

Massey Ferguson Typ / *type*	Spurweite mm *track width mm*	Nutenbreite mm *slot wide mm*	Bolzenbohrung mm *pin hole mm*	manuelle Kupplung *manual hitch*	automatische Kupplung *automatic hitch*	Kugelkupplung *ball hitch*	Kugelkupplung auf Träger *ball hitch on support*	Piton fix *piton fix*	Kupplungsträger *hitch support*	Zugpendel mit Kugel *drawbar with ball* Zugpendel mit Piton *drawbar with piton*
MF3070[2] A MF3080[2] A MF3085[2] MF3090[2] A MF3095[2] MF3125 MF3130 MF3140 MF3150	310	30	23	RO810D10005	RO850D10301 RO860D10301 RO873D10301	RO825A1030C	ROE74L045	RO820A1030C	RO899D10...	
MF3630 MF3650 MF3655 MF3670 MF3680 MF3690	336	30	23	RO810D36005	RO850D36301 RO860D36301 RO873D36301	RO825A3630C	ROE74L047	RO820A3630C	RO899D36100	
MF4215 MF4220 MF4225 MF4235 MF4245 MF4255 MF4260 MF4270 MF4315 MF4320 MF4325 MF4335 MF4345 MF4355 MF4360 MF4365 MF4370	310	30	23	RO810D10005	RO850D10301 RO860D10301 RO873D10301	RO825A1030C	ROE74L045	RO820A1030C	RO899D10100	
MF4435 A MF4445 A MF4455 A MF5425 A MF5435 A MF5445 A MF5455 A MF5460 A MF5465 A MF5470 MF5475 MF5480	336	30	23	RO810D36005	RO850D36301 RO860D36301 RO873D36301	RO825A3630C	ROE74L047	RO820A3630C	RO899D36...	RO825L0470
MF6120[2] A MF6130[2] A MF6140[2] A MF6150[2] A MF6160[2] A MF6170[2] A MF6180[2] A MF6190[2] A	310	30	23	RO810D10005	RO850D10301 RO860D10301 RO873D10301	RO825A1030C	ROE74L045	RO820A1030C	RO899D10...	

[2] ab 1993

Rockinger Kupplungen für Massey Ferguson / *Rockinger hitches for MF*

Massey Ferguson Typ / *type*	Spurweite mm *track width mm*	Nutenbreite mm *slot wide mm*	Bolzenbohrung mm *pin hole mm*	manuelle Kupplung *manual hitch*	automatische Kupplung *automatic hitch*	Kugelkupplung *ball hitch*	Kugelkupplung auf Träger *ball hitch on support*	Piton fix *piton fix*	Kupplungsträger *hitch support*	Zugpendel mit Kugel *drawbar with ball* / Zugpendel mit Piton *drawbar with piton*
MF6245 MF6255 MF6255 MF6260 MF6265 MF6445 A MF6455 A MF6460 A MF6465 A MF6470 A MF6475 A MF6480 A MF6485 A MF6490 A MF6495 A MF6497 A MF6499 A	336	30	23	R0810D36005	R0850D36301 R0860D36301 R0873D36301	R0825A3630C	R0E74L047	R0820A3630C	R0899D36...	R0825L0470
MF7465 DYNA-VT MF7475 DYNA-VT MF7480 DYNA-VT MF7485 DYNA-VT MF7490 DYNA-VT MF7495 DYNA-VT	312	30	23	R0810D12401	R0850D12301 R0860D12301 R0873D13301	R0825A1230C		R0820A1230C		R0825L0500C
MF8110 A MF8120 A MF8140 A MF8150 A MF8160 A MF8170 A MF8180 A	336	30	23	R0810D36005	R0850D36301 R0860D36301 R0873D36301	R0825A3630C	R0E74L047	R0820A3630C	R0899D36...	
MF8110 DYNA-VT MF8120 DYNA-VT MF8130 DYNA-VT MF8140 DYNA-VT MF8150 DYNA-VT MF8160 DYNA-VT	330	32	26	R0810D30005	R0850D30301 R0860D30301 R0873D30301	R0825A3030C	R0E74L044	R0820A3030C	R0899D30...	R0825L2000C
MF8210 MF8220 MF8230 MF8240 MF8250	336	30	23	R0810D36005	R0850D36301 R0860D36301 R0873D36301	R0825A3630C	R0E74L047	R0820A3630C	R0899D36...	
MF8260 MF8270 MF8280	323	32	23	R0810D23005	R0850D23301 R0860D23301 R0873D23301	R0825A2330C	R074L046	R0820A2330C	R0899D23...	
MF8450 DYNA-VT MF8460 DYNA-VT MF8470 DYNA-VT MF8480 DYNA-VT MF8650 DYNA-VT MF8660 DYNA-VT MF8670 DYNA-VT MF8680 DYNA-VT MF8690 DYNA-VT	330	32	26	R0810D30005	R0850D30301 R0860D30301 R0873D30301	R0825A3030C	R0E74L044	R0820A3030C	R0899D30...	R0825L2000C

[2] ab 1993

Rockinger Kupplungen für McCormick / *Rockinger hitches for McCormick*

McCormick Typ / *type*	**Spurweite mm *track width mm***	**Nutenbreite mm *slot wide mm***	**Bolzenbohrung mm *pin hole mm***	**manuelle Kupplung *manual hitch***	**automatische Kupplung *automatic hitch***	**Kugelkupplung *ball hitch***	**Kugelkupplung auf Träger *ball hitch on support***	**Piton fix *piton fix***	**Kupplungsträger *hitch support***	**Zugpendel mit Kugel *drawbar with ball* Zugpendel mit Piton *drawbar with piton***
CX 80 CX 85 A CX 95 A CX 100 CX 105 A MTX150 MTX155 MTX165 MTX175 MTX185 MTX200	310	30	23	RO810D10005	RO850D10301 RO860D10301 RO873D10301	RO825A1030C	ROE74L045	RO820A1030C	RO899D10...	
MC 90 MC 100 MC 115 MC 120 Power 6 MC 135 Power 6 TMX 120 TMX 125 TMX 135	336	30	23	RO810D36005	RO850D36301 RO860D36301 RO873D36301	RO825A3630C	ROE74L047	RO820A3630C	RO899D36...	

Rockinger Kupplungen für NEW HOLLAND / *Rockinger hitches for NH*

NEW HOLLAND **Typ / *type***	**Spurweite mm** ***track width mm***	**Nutenbreite mm** ***slot wide mm***	**Bolzenbohrung mm** ***pin hole mm***	**manuelle Kupplung** ***manual hitch***	**automatische Kupplung** ***automatic hitch***	**Kugelkupplung** ***ball hitch***	**Kugelkupplung auf Träger** ***ball hitch on support***	**Piton fix** ***piton fix***	**Kupplungsträger** ***hitch support***	**Zugpendel mit Kugel** ***drawbar with ball*** **Zugpendel mit Piton** ***drawbar with piton***
35-66 45-66 45-66 DT 50-66 50-66 DT	270	32	26	RO810D7000C	RO850D7030C RO860D7030C				RO899D0300C	
55-66 55-66 DT 60-66 60-66 DT 70-66 70-66 DT 55-90 55-90 DT 60-90 60-90 DT 70-90 70-90 DT 80-90 80-90 DT 90-90 90-90 DT 100-90 100-90 DT 115-90 DT 130-90 DT 140-90 DT 160-90 DT 180-90 DT F100 F100 DT F110 F110 DT F115 F115 DT F120 F120 DT F130 F130 DT TVT 135 TVT 145 TVT 155 TVT 170 TVT 190 TVT 195	330	32	26	RO810D30005	RO850D30301 RO860D30301 RO873D30301	RO825A3030C	ROE74L044	RO820A3030C	RO899D30...	

Rockinger Kupplungen für STEYR / *Rockinger hitches for* STEYR

STEYR **Typ / *type***	**Spurweite mm** ***track width mm***	**Nutenbreite mm** ***slot wide mm***	**Bolzenbohrung mm** ***pin hole mm***	**manuelle Kupplung** ***manual hitch***	**automatische Kupplung** ***automatic hitch***	**Kugelkupplung** ***ball hitch***	**Kugelkupplung auf Träger** ***ball hitch on support***	**Piton fix** ***piton fix***	**Kupplungsträger** ***hitch support***	**Zugpendel mit Kugel** ***drawbar with ball*** **Zugpendel mit Piton** ***drawbar with piton***
8055 8055 A 8060 8060 A 8065 A 8070 8070 A 8075 8075 A 8080 8080 A 8090 8090 A 8100 8110 8120 8130	330	32	26	RO810D30005	RO850D30301 RO860D30301 RO873D30301	RO825A3030C	ROE74L044	RO820A3030C	RO899D30...	

Rockinger Kupplungen für VALTRA / *Rockinger hitches for VALTRA*

VALTRA **Typ / *type***	**Spurweite mm** ***track width mm***	**Nutenbreite mm** ***slot wide mm***	**Bolzenbohrung mm** ***pin hole mm***	**manuelle Kupplung** ***manual hitch***	**automatische Kupplung** ***automatic hitch***	**Kugelkupplung** ***ball hitch***	**Kugelkupplung auf Träger** ***ball hitch on support***	**Piton fix** ***piton fix***	**Kupplungsträger** ***hitch support***	**Zugpendel mit Kugel** ***drawbar with ball*** **Zugpendel mit Piton** ***drawbar with piton***
A75 6300 C120 M120 M150 T140 T170 T190 S240 8950	330	32	26	RO810D30005	RO850D30301 RO860D30301 RO873D30301	RO825A3030C	ROE74L044	RO820A3030C	RO899D30...	

JOST R REGENSBURGER ZUGGABEL TRIDEC

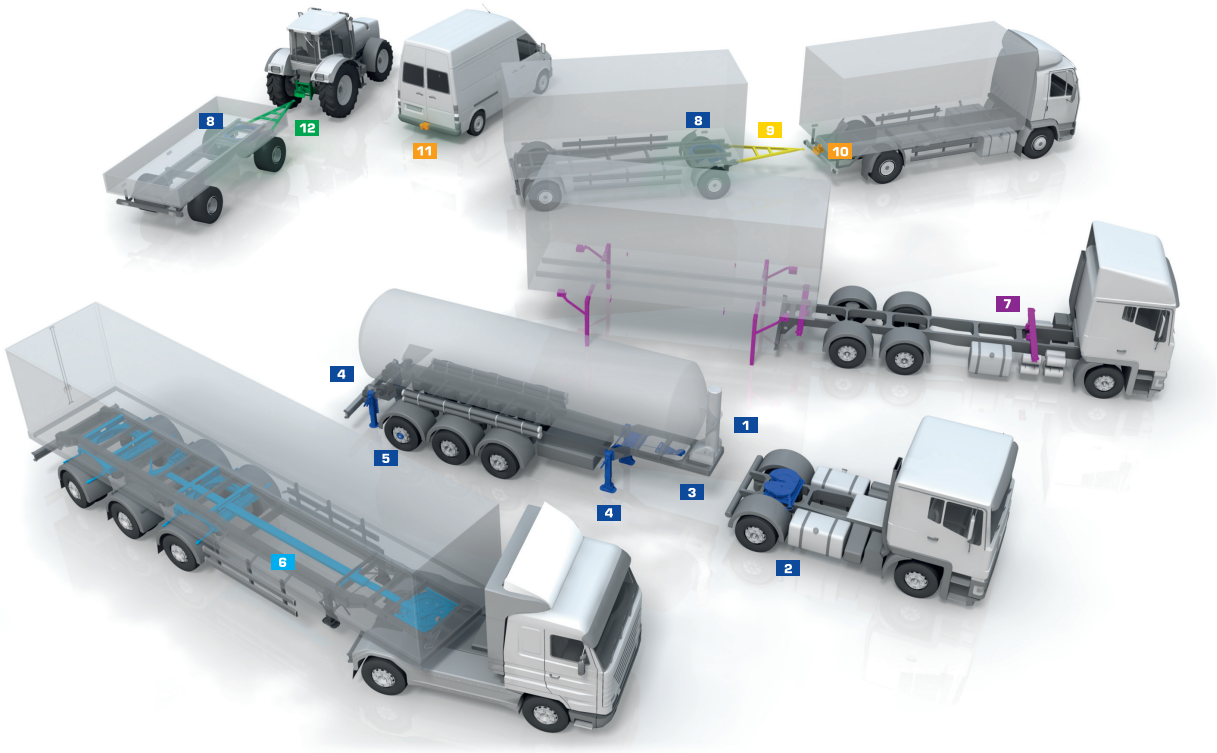

1 Systeme
Systems
Systèmes
Sisteme
Sistemas

2 Sattelkupplungen
Fifth wheel couplings
Sellettes d'attelage
Ralle a perno
Quintas ruedas

3 Königszapfen
King pins
Pivots d'attelage
Perni da articolazione
King pin

4 Stützwinden Modul
Telescopic landing gear Modul
Béquilles téléscopiques Modul
Sollevatori telescopici Modul
Dispositivos de apoyo telescópicos Modul

5 Hubodometer
Hubodometer
Hubodométres
Contachilometri
Hubodometros



6 TRIDEC Lenksysteme
Steering Solutions
Systèmes directionnels
Sistemi autosterzanti
Sistemas de dirección forzada

7 Containertechnik
Container equipment
Produits pour porte-conteneurs
Prodotti per container
Técnica container

8 Kugellenkkränze
Ball bearing turntables
Ronds d´avant-train à billes
Ralle a sfere
Corona giratoria

9 Zuggabeln und Zugösen
Drawbars and towing eyes
Flèches et anneaux de remorquage
Forcelle e occhioni di traino
Barras ahorquilladas de tracción y puntas de lanza

10 Anhängekupplungen
Towing hitches
Crochets d'attelages
Ganci di traino
Enganches para remolque

11 VARIOBLOC

12 Landwirtschaftliche Kupplungen
Agricultural hitches
Crochets agricoles
Ganci agricoli
Enganches para vehículos agrícolas

JOST-Werke, Siemensstraße 2, D-63263 Neu-Isenburg, Phone +49 (0) 61 02 2 95-0, Fax +49 (0) 61 02 2 95-2 98
E-Mail: jost-sales@jost-werke.de, Internet: www.jost-world.com

ZDE 180 079 D/E 10/11